

OCR

Oxford Cambridge and RSA

15 March – 15 May 2016

AS GCE SPANISH

F721 Speaking

TEACHER/EXAMINER BOOKLET

To be opened three working days before the first day of the Speaking tests at the Centre.

To be completed between 15 March 2016 and 15 May 2016



INSTRUCTIONS TO TEACHERS/EXAMINERS

- Materials must **not** be removed from the Centre.
- Three working days before the first day of the Speaking tests at the Centre, the Examinations Officer should make available the confidential Teacher/Examiner Booklet to the Head of Languages or appropriate specialist teacher.
- Teacher/Examiners must ensure that they have sufficient time to familiarise themselves with the materials and procedures.
- Teacher/Examiners must take great care to ensure that the confidential information in this Booklet does not reach any candidates directly or indirectly.

INFORMATION FOR TEACHERS/EXAMINERS

- There are two sections to this examination.
A Role-play (5-6 mins)
B Topic discussion (9-10 mins)
- Candidates may bring into the examination a maximum of one side of A4 notes.
- This document consists of **20** pages. Any blank pages are indicated.

RANDOMISATION SHEET

Candidates must be given the Role Play cards in the following sequence. Centres with more than 20 candidates should repeat the sequence.

Candidate	Card
1	A
2	A
3	C
4	C
5	B
6	B
7	D
8	D
9	B
10	B
11	C
12	C
13	D
14	D
15	A
16	A
17	D
18	C
19	A
20	B

15 March – 15 May 2016

AS GCE SPANISH

F721 Speaking

ROLE PLAY A

- This Candidate's Sheet is to be handed to the candidate 20 minutes in advance.

INFORMATION FOR CANDIDATES

- You should use the time available to study the instructions overleaf. You may make notes on this sheet, which you should take into the examination room with you.
- When the test begins you will be asked:
 - (i) to carry out the task described overleaf
 - (ii) to discuss with the examiner the sub-topic which you have prepared. The topic must refer to Spain or a Spanish-speaking country.
- You may **not** use a dictionary.

There are two sections to this examination:

- A Role-play (5-6 mins) [30 Marks]
- B Topic discussion (9-10 mins) [30 Marks]

- Candidates may bring into the examination a maximum of one side of A4 notes for the Topic discussion.

ROLE PLAY A – CANDIDATE’S SHEET

Note to the candidate: You should begin by asking the two questions. The task can then be completed in the order you prefer. You should base your replies on the English text, but sometimes you will need to use your imagination and initiative to react to the examiner’s comments and questions.

Situación

Estás hablando con un español / una española que vive cerca de ti. Se queja de la dificultad para obtener productos frescos.

Tarea

Tienes un folleto informativo. Tienes que explicarle al español / a la española su contenido y persuadirle a utilizar el servicio ofrecido.

Primero debes preguntar sobre:

- 1 la razón exacta de su descontento**
- 2 el problema práctico que tiene**


Tienes que explicar:

- cuál es el atractivo de **Vegibox**
- los productos y el servicio que ofrece
- por qué se puede tener confianza en la compañía
- detalles de los precios y ofertas
- cómo obtener los servicios de la compañía

Durante la conversación también se hablará de:

- una comida especial que has disfrutado recientemente
- si es mejor hacer la compra en el supermercado o en la tienda del barrio

Vegibox



From field to table in 24 hours!

Each week we deliver your favourite fruit and vegetables straight to your door – you can even choose the day and time.



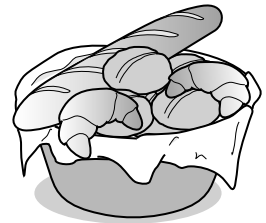
We use local farmers - you know that everything is really fresh.

Our boxes contain the best of that day's produce, so the selection changes regularly.

But if you'd rather not have something, just tell us.

If you fancy something special, we'll do our best to find it.

We also supply milk and bread – even home-made cakes and jams.



We've been in business for 20 years and guarantee our produce.
If you're not happy, we refund your money without question.

There are five sizes and prices of Vegiboxes available – you can change your order at any time.

OFFERS

Quote "newbie" and save 25% on your first order.
10% discount for pensioners and students.

Simply go online to vegibox.com or phone our helpline free.



ROLE PLAY A – EXAMINER’S SHEET

Note to examiner: Below is a guide to the conduct of your part of the role-play exercise. You should start the task as indicated, but the way in which the task develops will, of course, vary from candidate to candidate. You should not feel constrained to follow the order shown below if this is not appropriate. The items printed in bold which relate to the completion of the task must be explored for each candidate. Where there are other suggestions in brackets these may help to develop the main points.

Situation

As on the candidate’s sheet. You are a Spaniard asking for information about getting fresh food.

Task

You begin the task as follows:

“Soy español / española. Quiero conseguir alimentos frescos. Pero, primero creo que tienes unas preguntas que quieres hacerme, ¿no?”

In response to the candidate’s questions you answer:

- 1 You find the produce in the local shops not fresh enough
- 2 As you are a student and don’t have a car, you cannot carry heavy bags a long way

During the discussion you comment and ask questions to find out the following information:

- **What is so special about *Vegibox*?**
- **What products and service does it offer?**
- **But how can you have confidence in the company?**
- **What about the prices?**
(You’re a student, won’t it be expensive?)
- **How can you get the services offered by the company?**

During the conversation you will also discuss:

- **A special meal the candidate has enjoyed recently**
- **The candidate’s views on using a supermarket or local shop**

15 March – 15 May 2016

AS GCE SPANISH

F721 Speaking

ROLE PLAY B

- This Candidate's Sheet is to be handed to the candidate 20 minutes in advance.

INFORMATION FOR CANDIDATES

- You should use the time available to study the instructions overleaf. You may make notes on this sheet, which you should take into the examination room with you.
- When the test begins you will be asked:
 - (i) to carry out the task described overleaf
 - (ii) to discuss with the examiner the sub-topic which you have prepared. The topic must refer to Spain or a Spanish-speaking country.
- You may **not** use a dictionary.

There are two sections to this examination:

- A Role-play (5-6 mins) [30 Marks]
- B Topic discussion (9-10 mins) [30 Marks]

- Candidates may bring into the examination a maximum of one side of A4 notes for the Topic discussion.

ROLE PLAY B – CANDIDATE’S SHEET

Note to the candidate: You should begin by asking the two questions. The task can then be completed in the order you prefer. You should base your replies on the English text, but sometimes you will need to use your imagination and initiative to react to the examiner’s comments and questions.

Situación

Estás hablando con un español / una española, que vive en Inglaterra, pero va a tener que ir a trabajar a Gales todos los días, y necesita más información sobre el viaje.

Tarea

Tienes un folleto informativo. Tienes que explicarle al español / a la española su contenido y persuadirle que no tendrá dificultades.

Primero debes preguntar sobre:


- 1 la intención que tiene**
- 2 la razón de su preocupación**

Tienes que explicar:

- lo que ofrece la compañía
- las rutas disponibles
- cuándo y cómo se paga
- cómo funciona el sistema TAG
- la otra información disponible

Durante la conversación también se hablará de:

- tu opinión sobre ir al colegio o al trabajo en coche
- si aceptarías trabajar lejos de donde vives



We operate two bridges linking England and Wales.

The first bridge opened in 1966; the second, 3 miles south, opened thirty years later and forms part of the M4 motorway.

Tolls are payable on both bridges, as you enter Wales. Payment can be made by cash, most credit cards, or "TAG".



Use the crossings frequently? Save time – buy a TAG card in advance.

Fix the TAG electronic card to your car's windscreen.

You won't have to worry about having the right change or queuing at the toll booths.

How to get TAG

Download a form from our website and return it with your first payment.

Provided you are in credit you can just drive through. Payment is automatic.

Credit low? You will see a yellow light at the toll booth to remind you to top up the account.

Bad weather? Delays? Call this number: 0300 123 5000



ROLE PLAY B – EXAMINER’S SHEET

Note to examiner: Below is a guide to the conduct of your part of the role-play exercise. You should start the task as indicated, but the way in which the task develops will, of course, vary from candidate to candidate. You should not feel constrained to follow the order shown below if this is not appropriate. The items printed in bold which relate to the completion of the task must be explored for each candidate. Where there are other suggestions in brackets these may help to develop the main points.

Situation

As on the candidate’s sheet. You are a Spaniard asking for information about crossing between England and Wales.

Task

You begin the task as follows:

“Soy español / española. Voy a cambiar de trabajo. Pero, primero creo que tienes unas preguntas que quieres hacerme, ¿no?”

In response to the candidate’s questions you answer:

- 1 You will have to go to Wales every day
- 2 You will have to cross the river often and you don’t know about the route or the cost

During the discussion you comment and ask questions to find out the following information:

- **What does the company offer?**
- **What are the routes available?**
- **How and when do you pay?**
- **What exactly is TAG?**
- **What else do I need to know?**

During the conversation you will also discuss:

- **The candidate’s view on going to school or work by car**
- **The candidate’s view on working far from home**

15 March – 15 May 2016

AS GCE SPANISH

F721 Speaking

ROLE PLAY C

- This Candidate's Sheet is to be handed to the candidate 20 minutes in advance.

INFORMATION FOR CANDIDATES

- You should use the time available to study the instructions overleaf. You may make notes on this sheet, which you should take into the examination room with you.
- When the test begins you will be asked:
 - (i) to carry out the task described overleaf
 - (ii) to discuss with the examiner the sub-topic which you have prepared. The topic must refer to Spain or a Spanish-speaking country.
- You may **not** use a dictionary.

There are two sections to this examination:

- A Role-play (5-6 mins) [30 Marks]
- B Topic discussion (9-10 mins) [30 Marks]

- Candidates may bring into the examination a maximum of one side of A4 notes for the Topic discussion.

ROLE PLAY C – CANDIDATE’S SHEET

Note to the candidate: You should begin by asking the two questions. The task can then be completed in the order you prefer. You should base your replies on the English text, but sometimes you will need to use your imagination and initiative to react to the examiner’s comments and questions.

Situación

Estás pasando unos días con una familia española en Londres. Los miembros de la familia quieren visitar un sitio diferente, y el padre / la madre te pide información.

Tarea

Tienes un folleto informativo. Tienes que explicar su contenido y recomendarle una visita.

Primero debes preguntar sobre:

- 1 los intereses de la familia**
- 2 los sitios ya visitados**

Tienes que explicar:

- lo que pasa en Edimburgo y por qué es especial
- lo que es el Festival Internacional
- en qué se diferencia el Festival Fringe
- detalles de las entradas y cómo obtenerlas
- lo que puedes hacer fuera de los Festivales

Durante la conversación también se hablará de:

- el tipo de espectáculo o diversión que más te gusta
- si el ocio es más importante que el trabajo

Visit Edinburgh's festivals

Scotland's capital offers a wide variety of cultural activities throughout the year.

It is home to some of the most amazing and innovative events in the world.



The **International Festival** each summer presents music, dance and theatre of the highest quality, with something for every possible taste.



The **Festival Fringe** is the largest alternative arts festival anywhere.

Thousands of actors and artists have the freedom to present any type of art, comedy or exhibition. All over the city you can see big names and those just starting up.

Book for all events through the Festival box office.
See our website for prices.



Discounts for full-time students.

If you are under 26, you can also buy tickets for under £10, provided you apply in person.

To recharge your batteries, explore the city with its splendid shops. Or enjoy the lovely countryside with excursions by rail or coach.

Visit Scotland has details of accommodation and things to see.

Item removed due to
third party copyright
restrictions.

ROLE PLAY C – EXAMINER’S SHEET

Note to examiner: Below is a guide to the conduct of your part of the role-play exercise. You should start the task as indicated, but the way in which the task develops will, of course, vary from candidate to candidate. You should not feel constrained to follow the order shown below if this is not appropriate. The items printed in bold which relate to the completion of the task must be explored for each candidate. Where there are other suggestions in brackets these may help to develop the main points.

Situation

As on the candidate’s sheet. You are a Spaniard asking for information about an interesting visit.

Task

You begin the task as follows:

“Soy español / española. Quiero visitar un sitio interesante con mi familia. Pero, primero creo que tienes unas preguntas que quieres hacerme, ¿no?”

In response to the candidate’s questions you answer:

- 1 Personally, you like classical music, but other members of the family prefer other things
- 2 You know London well, but nowhere else in the UK

During the discussion you comment and ask questions to find out the following information:

- **What happens in Edinburgh and why is it special?**
- **What is the International Festival?**
- **Why is the Fringe different?**
- **How do you get tickets?**
(Large family, won’t it be expensive?)
- **What can you do outside of the Festivals?**

During the conversation you will also discuss:

- **The candidate’s choice of entertainment**
- **The candidate’s views on the importance of leisure and work**

15 March – 15 May 2016

AS GCE SPANISH

F721 Speaking

ROLE PLAY D

- This Candidate's Sheet is to be handed to the candidate 20 minutes in advance.

INFORMATION FOR CANDIDATES

- You should use the time available to study the instructions overleaf. You may make notes on this sheet, which you should take into the examination room with you.
- When the test begins you will be asked:
 - (i) to carry out the task described overleaf
 - (ii) to discuss with the examiner the sub-topic which you have prepared. The topic must refer to Spain or a Spanish-speaking country.
- You may **not** use a dictionary.

There are two sections to this examination:

- A Role-play (5-6 mins) [30 Marks]
- B Topic discussion (9-10 mins) [30 Marks]

- Candidates may bring into the examination a maximum of one side of A4 notes for the Topic discussion.

ROLE PLAY D – CANDIDATE’S SHEET

Note to the candidate: You should begin by asking the two questions. The task can then be completed in the order you prefer. You should base your replies on the English text, but sometimes you will need to use your imagination and initiative to react to the examiner’s comments and questions.

Situación

Una familia española ha venido a vivir cerca de ti. Los padres no saben qué hacer con el niño mientras trabajan. El padre / la madre te pide ayuda.

Tarea

Tienes un folleto informativo. Tienes que explicar su contenido y asegurarle al padre / a la madre de que existe una solución apropiada.

Primero debes preguntar sobre:

- 1 detalles de la familia**
- 2 la razón de su preocupación**

Tienes que explicar:


- el objetivo del programa
- las opciones
- detalles de los costes
- el horario permitido
- cómo se puede obtener más información

Durante la conversación también se hablará de:

- tus primeros recuerdos de la escuela
- si la educación es importante para ti

Free childcare scheme

Every child aged three to four has the right to go to a nursery, free of charge, for 15 hours per week



The scheme is flexible.

For example, you can use:

- people who look after children in their own homes (qualified childminders)
- private or state schools for very young children

In some areas there are staff who also speak languages other than English.

There are regular inspections, so your child will be happy and safe.



How can you use your 15 free hours?

These are paid for by the Government, through local authorities.
If you need more than 15 hours, you will have to pay for the extra time.

Your child must attend for a minimum of 3 days per week.
You can choose your hours and days to suit your circumstances.

For more information

Contact your local town hall.

Look on the website for a freephone number or visit during normal office hours.



ROLE PLAY D – EXAMINER’S SHEET

Note to examiner: Below is a guide to the conduct of your part of the role-play exercise. You should start the task as indicated, but the way in which the task develops will, of course, vary from candidate to candidate. You should not feel constrained to follow the order shown below if this is not appropriate. The items printed in bold which relate to the completion of the task must be explored for each candidate. Where there are other suggestions in brackets these may help to develop the main points.

Situation

As on the candidate’s sheet. You are a Spaniard asking for information about childcare in your neighbourhood.

Task

You begin the task as follows:

“Soy español / española. Quiero informarme de las posibles opciones para mi situación. Pero, primero creo que tienes unas preguntas que quieres hacerme, ¿no?”

In response to the candidate’s questions you answer:

- 1 You have just come to the UK with your young child, who is nearly four
- 2 You have to go out to work three or four days a week

During the discussion you comment and ask questions to find out the following information:

- **Who is the scheme for?**
- **What options are there?**
- **Will you have to pay?** (Sometimes you work extra days)
- **Are there any limits to the service?**
- **How can you get more information?**

During the conversation you will also discuss:

- **Candidate’s first memories of school**
- **Candidate’s views on the importance of education**

**Copyright Information**

OCR is committed to seeking permission to reproduce all third-party content that it uses in its assessment materials. OCR has attempted to identify and contact all copyright holders whose work is used in this paper. To avoid the issue of disclosure of answer-related information to candidates, all copyright acknowledgements are reproduced in the OCR Copyright Acknowledgements Booklet. This is produced for each series of examinations and is freely available to download from our public website (www.ocr.org.uk) after the live examination series.

If OCR has unwittingly failed to correctly acknowledge or clear any third-party content in this assessment material, OCR will be happy to correct its mistake at the earliest possible opportunity.

For queries or further information please contact the Copyright Team, First Floor, 9 Hills Road, Cambridge CB2 1GE.

OCR is part of the Cambridge Assessment Group; Cambridge Assessment is the brand name of University of Cambridge Local Examinations Syndicate (UCLES), which is itself a department of the University of Cambridge.