

Wednesday 25 May 2016 – Morning

GCSE DUTCH

A801/01 Listening

Candidates answer on the Question Paper.

OCR supplied materials:

- CD

Other materials required:

None

Duration: 5 minutes reading time
+ 45 minutes (approx.)



| | | | |
|-----------------------|--|----------------------|--|
| Candidate forename | | Candidate surname | |
|-----------------------|--|----------------------|--|

| | | | | | | | | | | |
|---------------|--|--|--|--|--|------------------|--|--|--|--|
| Centre number | | | | | | Candidate number | | | | |
|---------------|--|--|--|--|--|------------------|--|--|--|--|

You will now have finished the five minutes' reading time for this paper. The test will begin now.

INSTRUCTIONS TO CANDIDATES

- During the introduction you should tell the invigilator immediately if you have any difficulty in hearing the recording. Once the questions have begun, the recording will not be stopped.
- Write your name, centre number and candidate number in the boxes above. Please write clearly and in capital letters.
- Use black ink.
- Answer **all** the questions.
- Read each question carefully. Make sure you know what you have to do before starting your answer.
- Write your answer to each question in the space provided. Additional paper may be used if necessary but you must clearly show your candidate number, centre number and question number(s).
- Do **not** write in the bar codes.

INFORMATION FOR CANDIDATES

- The number of marks is given in brackets [] at the end of each question or part question.
- The total number of marks for this paper is **50**.
- Listen carefully to the instructions and follow the example for each exercise.
- There will be pauses to give you time to read the questions and to write your answers.
- You will hear all the recordings twice.
- You may write your answers at any time during the test.
- You do not have to write in full sentences and your answers will not be marked for the accuracy of the language.
- Dictionaries are **not** allowed.
- Open your booklet now.
- This document consists of **12** pages. Any blank pages are indicated.

Exercise 1: Questions 1 – 5

Peter talks about sport

In this exercise you will hear five short statements in Dutch.

Listen and tick the correct box.

Example:

Where does Peter live?

| | | |
|--|---|--|
| <p>Amsterdam</p> <div style="display: flex; justify-content: flex-end; gap: 5px;"> <div style="border: 1px solid black; padding: 2px 5px;">A</div> <div style="border: 1px solid black; padding: 2px 5px;"><input checked="" type="checkbox"/></div> </div> | <p>Rotterdam</p> <div style="display: flex; justify-content: flex-end; gap: 5px;"> <div style="border: 1px solid black; padding: 2px 5px;">B</div> <div style="border: 1px solid black; padding: 2px 5px;"><input type="checkbox"/></div> </div> | <p>Den Haag</p> <div style="display: flex; justify-content: flex-end; gap: 5px;"> <div style="border: 1px solid black; padding: 2px 5px;">C</div> <div style="border: 1px solid black; padding: 2px 5px;"><input type="checkbox"/></div> </div> |
|--|---|--|


The correct answer is **A**.

Now answer these five questions. Tick **one** box for each.


1 Which sport does Peter do?



A



B



C

[1]

2 Who else does this sport?



A



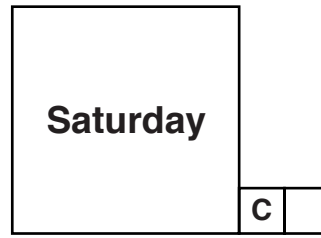
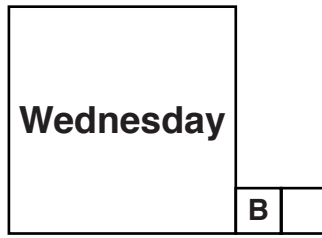
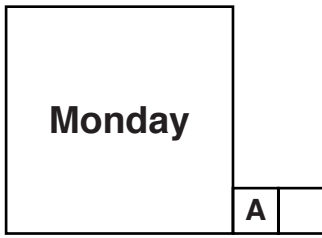
B



C



[1]

3 When does Peter go to training?




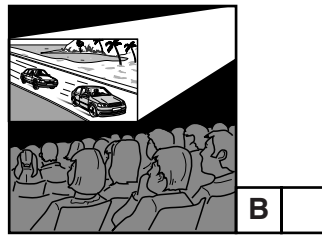

[1]

4 What is Peter doing tomorrow?



[1]

5 What will Peter do this evening?



[1]

[Total: 5 marks]

Exercise 2: Questions 6 – 12

A job after school


You will hear Anita talking about her job after school.

Read the questions and look at the pictures.


Tick the correct box.

Example:

What does Anita like doing at school?



A



B



C

The correct answer is **C**.

6 Which year is Anita in?



A



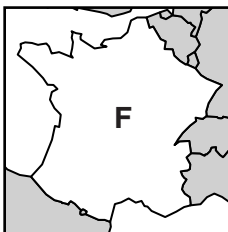
B



C

[1]

7 What language is Anita going to choose?



A



B




C

[1]

[Pause]


8 Where does Anita work?



A



B




C

[1]


9 Why does she like the work?



A




B




C

[1]


10 What is Anita saving money for?



A



B




C

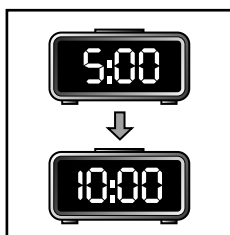
[1]

[Pause]

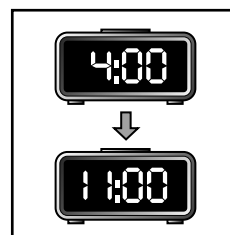
11 When does she work?



A




B




C

[1]


12 What does she eat at work?



A



B



C

[1]

[Total: 7 marks]
Turn over

Exercise 3: Questions 13 – 18**Arranging to meet a friend**

Read the list of reasons people cannot meet up with Dirk.

Listen and write the letter (A–I).

- | | |
|----------|---------------------|
| A | broken bike |
| B | family visit |
| C | broken arm |
| D | headache |
| E | dinner arrangement |
| F | maths test |
| G | tired |
| H | too cold |
| I | work |

Example:

| | |
|----------------|----------|
| Marloes | H |
|----------------|----------|

| | | Reason | |
|-----------|----------------|---------------|------------|
| 13 | Jaap | | [1] |
| 14 | Tina | | [1] |
| 15 | Piet | | [1] |
| 16 | Fleur | | [1] |
| 17 | Bart | | [1] |
| 18 | Paulien | | [1] |

[Total: 6 marks]

Exercise 4: Questions 19 – 24**Eating together online**

Read the questions.

Listen and write short answers **in English**.

Example:

Kim **eats** in front of the computer.

19 Five times a week you can join Kim online for [1]

20 She thinks it's nice because can eat with her. [1]

[Pause]

21 On average a session lasts [1]

22 People enjoy taking part because they like at dinner time. [1]

[Pause]

23 Kim says one friend told her she now eats [1]

24 Kim has given up her since she started. [1]

[Total: 6 marks]

Exercise 5: Questions 25 – 28

How to survive secondary school!

Listen to some students talking about their first year at secondary school.

For each person fill in the boxes in **English**.

Example:

| | | |
|---------------|-----------------------------|--------------------|
| Mirjam | best thing | worst thing |
| | making new friends | homework |

25

| | | |
|------------|-------------------|--------------------|
| Tom | best thing | worst thing |
| | | |

[2]

[Pause]

26

| | | |
|---------------|-------------------|--------------------|
| Marian | best thing | worst thing |
| | | |

[2]

[Pause]

27

| | | |
|-------------|-------------------|--------------------|
| Mark | best thing | worst thing |
| | | |

[2]

[Pause]

28

| | | |
|--------------|-------------------|--------------------------|
| Elien | best thing | worst thing |
| | | strict teachers |

[1]

[Total: 7 marks]

Exercise 6: Questions 29 – 34**A language course**

Tamara is talking about her time abroad.

Read the questions.

Listen and tick the correct box.

Example:

Tamara has been abroad ...

A ... for a holiday.

B ... to learn a language.

C ... to work.

29 Tamara was rejected by the hotel school because she ...

A ... didn't have the right grades.

B ... was too young.

C ... didn't speak English well enough.

[1]

30 Tamara decided to go to Brighton because she ...

A ... knew the organiser.

B ... wanted to be close to her family.

C ... wanted to be close to her friends.

[1]

31 When she arrived she had to ...

A ... take a language test.

B ... take a personality test.

C ... find a flat.

[1]

[Pause]

32 Tamara had to cook ...

A ... for her housemates.

B ... for herself.

C ... at weekends.

[1]

33 Tamara liked the new people she met because they ...

A ... helped her.

B ... were enthusiastic.

C ... loved to party.

[1]

34 Tamara got a little homesick ...

A ... at the beginning.

B ... after a couple of months.

C ... towards the end of her stay.

[1]

[Total: 6 marks]

Exercise 7: Questions 35 – 40

A different kind of museum

Read the questions.

Listen and write short answers **in English**.

| |
|---|
| <p>Example:</p> <p>What did Olaf design?</p> <p style="text-align: center;">a mini museum</p> <p>.....</p> |
|---|

35 When did Olaf start this project?
 [1]

36 Where can you find information about the objects?
 [1]

[Pause]

37 How does Olaf find the objects?

 [2]

38 How does Olaf pay for his collection?
 [1]

[Pause]

39 How did Olaf advertise his museum?
 [1]

40 What will his next job be?
 [1]

[Total: 7 marks]

Turn over

Exercise 8: Questions 41 – 46**An unusual orchestra**

Read the questions.

Listen to the interview and write short answers **in English**.

Example:

Bart plays the cello in a recycle orchestra .

41 Bart's cello is made from an old bath and [1]

[Pause]

42 The residents of the South American village made their living by waste. [1]

43 The music teacher in this village started with an orchestra which is now [1]

[Pause]

44 The top of the drum is made of an X-ray of [1]

[Pause]

45 The orchestra is open to everyone who [1]

46 Every instrument is different. You have to [1]

[Total: 6 marks]

END OF QUESTION PAPER

OCR
Oxford Cambridge and RSA

Copyright Information

OCR is committed to seeking permission to reproduce all third-party content that it uses in its assessment materials. OCR has attempted to identify and contact all copyright holders whose work is used in this paper. To avoid the issue of disclosure of answer-related information to candidates, all copyright acknowledgements are reproduced in the OCR Copyright Acknowledgements Booklet. This is produced for each series of examinations and is freely available to download from our public website (www.ocr.org.uk) after the live examination series.

If OCR has unwittingly failed to correctly acknowledge or clear any third-party content in this assessment material, OCR will be happy to correct its mistake at the earliest possible opportunity.

For queries or further information please contact the Copyright Team, First Floor, 9 Hills Road, Cambridge CB2 1GE.

OCR is part of the Cambridge Assessment Group; Cambridge Assessment is the brand name of University of Cambridge Local Examinations Syndicate (UCLES), which is itself a department of the University of Cambridge.