

Cambridge National

Engineering

Unit **R109**: Engineering materials, processes and production

Level 1/2 Cambridge National Award/Certificate in Engineering
Manufacturing

Mark Scheme for June 2017

OCR (Oxford Cambridge and RSA) is a leading UK awarding body, providing a wide range of qualifications to meet the needs of candidates of all ages and abilities. OCR qualifications include AS/A Levels, Diplomas, GCSEs, Cambridge Nationals, Cambridge Technicals, Functional Skills, Key Skills, Entry Level qualifications, NVQs and vocational qualifications in areas such as IT, business, languages, teaching/training, administration and secretarial skills.

It is also responsible for developing new specifications to meet national requirements and the needs of students and teachers. OCR is a not-for-profit organisation; any surplus made is invested back into the establishment to help towards the development of qualifications and support, which keep pace with the changing needs of today's society.

This mark scheme is published as an aid to teachers and students, to indicate the requirements of the examination. It shows the basis on which marks were awarded by examiners. It does not indicate the details of the discussions which took place at an examiners' meeting before marking commenced.















All examiners are instructed that alternative correct answers and unexpected approaches in candidates' scripts must be given marks that fairly reflect the relevant knowledge and skills demonstrated.

Mark schemes should be read in conjunction with the published question papers and the report on the examination.

OCR will not enter into any discussion or correspondence in connection with this mark scheme.

© OCR 2017

These are the annotations, (including abbreviations), including those used in scoris, which are used when Marking

Annotation	Meaning of annotation
	Blank page
	Vague
	Tick
	Noted but no credit given
	Unclear
	Repeat
	Benefit of doubt
	Cross
	Development
	Example/Reference
	Knowledge
	Level 1
	Level 2
	Level 3

Question			Answer / Indicative Content	Mark	Guidance
1	(a)	(i)	Ferrous metals - cast iron; high speed steel; stainless steel (2x1)	2	All materials must be from the list provided
		(ii)	Composite materials - carbon fibre; GRP (2x1)	2	
		(iii)	Thermosetting plastic - polyester resin; urea-formaldehyde 1	1	
		(iv)	Non-ferrous alloys - brass; bronze (2x1)	2	
	(b)		One mark for each of three valid reasons Examples: Thermoplastics are: generally easier to form into complex shapes/manufacture available in a wide range of colours generally more suited to mass production methods self-finishing / don't need surface finishing corrosion resistant electrically insulating (3x1)	3	Accept other viable responses Three simplistic correct responses 2 marks Two simplistic correct responses 1 mark NOT easier to recycle / remould / reheat
2	(a)	(i)	Ductile Conductive Malleable / flexible /easy to bend Corrosion resistance Non magnetic (2x1)	2	
		(ii)	Up to three marks for a reasoned explanation		

Question		Answer / Indicative Content	Mark	Guidance
		<p>Examples: Copper is quite a heavy metal (1) and this would make the cables sag between the pylons (1) so they may touch the ground and be dangerous (1). The cables would sag(1) because copper is heavy (1), so there would have to be more pylons and closer together(1). The power lines system would cost more (1) because copper is expensive (1) and also more pylons would need to be made (1).</p> <p style="text-align: right;">(3x1)</p>	3	Do not accept reference to heat
	(b)	Powder Sheet Granular Liquid <p style="text-align: right;">(2x1)</p>	2	Do not accept gas
	(c)	One mark for an example, and up to two marks for a suitable explanation. Example: Testing where the product is not damaged (1) and can therefore be finished and sold (1), such as using X-rays to detect cracks (1) <p style="text-align: right;">1 +(2x1)</p>	3	Justified explanation required for full marks
3	(a)	Stage 2 – assemble the two parts Stage 3 – apply flux to the area of the joint Stage 4 – heat the joint Stage 5 –melt brazing rod into the joint Stage 6 – leave to cool		Accept other <i>workable</i> solution e.g. Accept reference to self-fluxing rods / granular spelter

Question		Answer / Indicative Content	Mark	Guidance
		(5x1)	5	
	(b)	(i) Riveting Use of threaded fasteners Cyanoacrylate / super glue Epoxy resin adhesive (2x1)	2	Not simply 'glue / adhesive' Accept high strength double-sided tape
		(ii) Up to three marks for a clear description of the chosen method. Examples: Riveting – drill correct size holes in the two parts (1) assemble the parts with rivets in place(1) cut rivets to length and hammer to make joint (1) Super glue – remove any surface defects and make the joint areas perfectly clean(1) apply small amount of adhesive and avoid touching the joint (1) assemble the parts and clamp lightly (1) (3x1)	3	A clear and viable method required for full marks Accept reference to pop riveting Ecf if inappropriate method but well described eg 'glueing' NOTE: method described must not involve heat.
4	(a)	Stage 1 Facing (off) Stage 2 Knurling Stage 3 (Plain / parallel) turning (down) Stage 4 Taper turning Stage 5 Parting (off) (5x1)	5	Accept tapering / coning
	(b)	(i) Up to three marks for an adequate description, which should include reference to: Carburising – heat to red hot and soak in carburising powder Heat to red hot Quench – in oil or water (3x1)	3	Method described must be viable Reference to all three stages required for full marks.

Question		Answer / Indicative Content	Mark	Guidance
	(ii)	Hardening Annealing Tempering Normalising Nitriding (2x1)	2	Processes must relate to heat treatment Accept any other valid heat treatment process
5	(a)	Up to two marks for each of two benefits Examples: The machines are more versatile (1) and can carry out many different operations (1) Production time can be reduced (1) as parts do not need to be changed from one machine to another (1) The machines would take up less space (1) than a number of different machines (1) 2 x (2x1)	4	Accept other relevant / feasible responses Justified response needed for full marks Do not accept references to workforce
	(b)	Cutting Welding Engraving Measurement Alignment Sintering (2x1)	2	Accept specific reference to use in quality control
	(c)	Up to four marks for a detailed explanation Example: The product is designed using CAD software (1) and a 3D image is produced (1) Computer software 'slices' 3D image into thin layers (1) the 3D printer then builds up the solid model / prototype (1) (4x1)	4	Detailed explanation required for full marks Reference to slicing / layers required for full marks

Question		Answer / Indicative Content	Mark	Guidance
6	(a)	<p>One mark for the technology used and a further mark for its use</p> <p>Examples:</p> <p>Use of email / video conferencing to share ideas The Internet (1) can be used to search for existing examples of products or materials to use (1). CAD software (1) can be used to produce design drawings and 3D images (1).</p> <p style="text-align: right;">2 x (1+1)</p>	4	Simplistic responses e.g. Using CAD / the Internet – 1 mark only

Question		Answer	Marks	Guidance	
				Content	Levels of response
	(b)*	Up to six marks for a discussion or detailed explanation of the business benefits of global manufacturing.		<p>Responses may include reference to:</p> <p>Financial incentives from governments of countries to set-up manufacturing facilities. Lower manufacturing costs from cheaper labour. Closeness to raw materials. Ease of manufacturing remotely using digital communication. Potential of benefits from varying exchange rates. Ease of international travel / communication. Closeness to developing markets. International standardisation of processes.</p>	<p>Level 3 (5–6 marks) Detailed discussion showing a clear understanding of the business benefits of global manufacturing. Specialist terms will be used appropriately and correctly. The information will be presented in a structured format. The candidate can demonstrate the accurate use of spelling, punctuation and grammar.</p> <p>Level 2 (3–4 marks) Adequate discussion showing an understanding of the business benefits of global manufacturing.</p> <p>There will be some use of specialist terms, although these may not always be used appropriately. The information will be presented for the most part in a structured format. There may be occasional errors in spelling, punctuation</p>

Question			Answer	Marks	Content	Guidance
						Levels of response
				6		<p>and grammar.</p> <p>Level 1 (1–2 marks) Basic discussion showing limited understanding of the business benefits of global manufacturing.</p> <p>There will be little or no use of specialist terms. Answers may be ambiguous or disorganised. Errors of spelling, punctuation and grammar may be intrusive.</p> <p>0 = a response that is irrelevant and/or not worthy of a mark. Annotate with 'Seen' at end of response.</p>
				Total mark for paper	60	

OCR (Oxford Cambridge and RSA Examinations)
1 Hills Road
Cambridge
CB1 2EU

OCR Customer Contact Centre

Education and Learning

Telephone: 01223 553998

Facsimile: 01223 552627

Email: general.qualifications@ocr.org.uk

www.ocr.org.uk

For staff training purposes and as part of our quality assurance programme your call may be recorded or monitored

Oxford Cambridge and RSA Examinations
is a Company Limited by Guarantee
Registered in England
Registered Office; 1 Hills Road, Cambridge, CB1 2EU
Registered Company Number: 3484466
OCR is an exempt Charity

OCR (Oxford Cambridge and RSA Examinations)
Head office
Telephone: 01223 552552
Facsimile: 01223 552553

© OCR 2017

