

**ENTRY LEVEL CERTIFICATE ART AND DESIGN**

**R310**

**Themes for Externally set task**

The marks must be submitted by the deadline of 15 May in year of entry.

Duration: 10 hours

**INSTRUCTIONS TO TEACHERS**

- The suggested 10-hours supervised time period can be scheduled at any time prior to the 15 May mark deadline.
- Time given to candidates for preparatory work can be determined by centres.

**INSTRUCTIONS TO CANDIDATES**

- Candidates **must** decide on **one** starting point from the 25 themes listed in this booklet.

**INFORMATION FOR CANDIDATES**

- Your preparatory work and outcome(s) will be marked out of a total of **40** marks.
- You have time before the 10-hours supervised time period to plan and prepare your work. You will be given a period of time for your preparatory work. You can have access to the work done during this period when the 10-hours supervised time period begins.
- During the 10-hours supervised time period, you are required to demonstrate your ability to develop your work into a composition or design and produce your outcome(s) that relate(s) to your preparatory work.
- This document consists of **20** pages. Any blank pages are indicated.

## Guidance for Candidates

Your centre will advise you of the dates of the 10-hours supervised time period. Materials to be used for the Externally set task can be prepared in advance.

**Once the supervised time period has begun you are not permitted to continue on your preparatory work.** This work is kept securely with your outcome(s) and submitted at the end of the supervised time period. You must have your preparatory work with you when the supervised time period begins.

You must demonstrate in both your preparatory work and your outcome(s) that you have:

- recorded your observations
- researched your ideas
- used suitable materials
- shown connections between your work and that of other artists, designers, craftspeople or relevant sources
- selected your preparatory studies and produced final outcome(s).

Methods of working could include as appropriate:

- developing your theme in a personal or imaginative way
- exploring materials, processes and techniques
- working from observation and/or your experience
- relating to the work of artists, designers, craftspeople, or relevant sources.

When writing you are expected to ensure that it is readable and that your meaning is clear.

## Assessment objectives (AO)

Learners are expected to demonstrate their ability to:

<b>AO1</b>	Develop their ideas through investigations informed by the work of others and relevant sources, demonstrating contributions to the making of practical work.	<b>10 marks</b>
<b>AO2</b>	Refine and explore their ideas through experimenting and using resources, media, materials, techniques and processes.	<b>10 marks</b>
<b>AO3</b>	Record ideas, observations and imagination relevant to their intentions in visual and/or other forms.	<b>10 marks</b>
<b>AO4</b>	Present a personal and informed response, showing understanding of the work of others, reaching conclusions that relate intentions to purpose.	<b>10 marks</b>

Entry Level Certificate Art and Design  
Themes

For each of the themes, examples of some directions that you may explore are given.  
You can add your own ideas.

1 Flames

**FLAMES**

Danger Melt  
Fireplace Destruction  
Inferno Emergency  
Shadow Phoenix  
Smoke Fire Candle light

2 Transformation

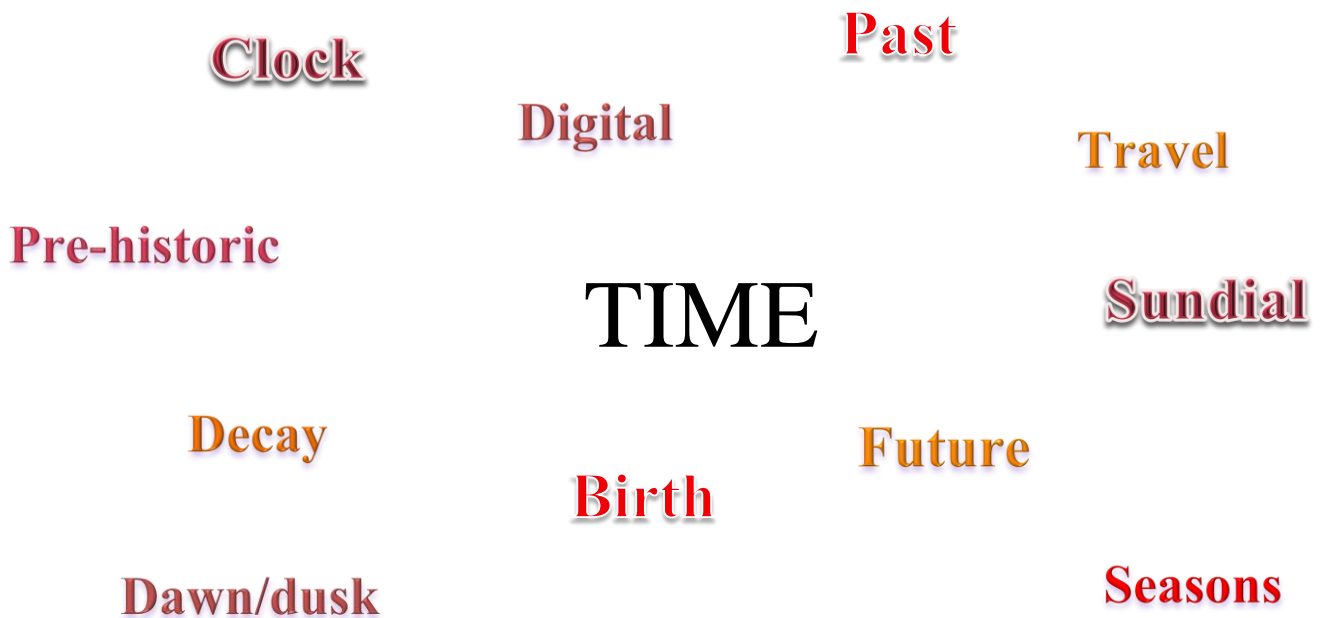
**TRANSFORMATION**

Change Revolution  
Cocoon Metamorphosis  
Creation Self  
Recycle Mutation  
Evolution  
Butterfly Life cycle

3 Dancing



4 Time



5 Space

Sci fi                      Rockets  
Suit                      Launch                      Astronaut  
Big bang                      SPACE                      Station  
Moon                      Stars                      Solar system                      Sun

6 Rainbows

Journey                      Arc  
Curves                      Refraction  
Mythology                      RAINBOWS                      Pride  
Rain                      Colours  
Clouds                      Sky                      Spectrum

7 Figure(s)

**Silhouette**                      **Life**  
**Portrait**                      **Hand**  
**Skin**  
**FIGURE(S)**  
**Pose**                      **Body**                      **Face**  
**Posture**  
**Expression**                      **Form**

8 Shapes

**Edge**                      **Square**  
**Circle**  
**Patterns**                      **Rectangle**  
**Area**  
**SHAPES**  
**Triangle**  
**Surface**                      **Lines**  
**Solid**                      **Corners**

9 Coast

Holiday Storm  
 Fish Cliffs  
 Sand  
**COAST** Sea  
 Erosion Wildlife  
 Boats Birds Beach

10 Caged

Barrier Zoo  
 Tunnel Enveloped  
 Circus  
**CAGED** Safety  
 Ferris Wheel  
 Isolated Wire  
 Surround Fear

11 Mechanism

Machine  
Factory  
Gears  
Industrial  
Precision  
MECHANISM  
Cogs  
Engine  
Force  
Motion  
Hybrid

12 Nature

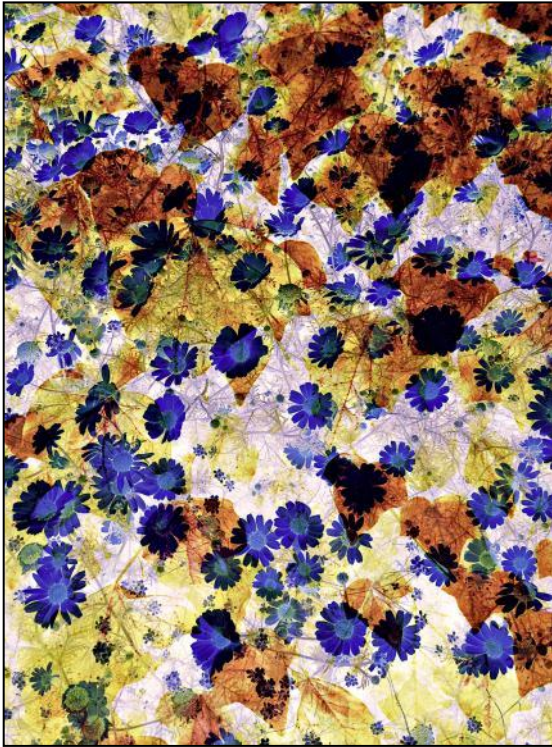
Climate change  
Animals  
Earth  
Insects  
Extinct  
NATURE  
Safari  
Woods  
Rainforest  
Vegetation  
Fungi  
Undergrowth



13 City

Urban  
Shops  
Crowds  
Skyline  
Commute  
Parks  
Billboards  
CITY  
Litter  
Places of worship  
Traffic  
Entertainment

14 Flowers




15 Body adornment



16 Landscapes




17 Light




18 Reflections



19 Bridges




20 Sport





21 Stone, clay and metal



- 22** Street art has been used as a way of bringing art into everyday life and communities often to raise awareness of political, social and ethical issues. Examples of this can be found in the work of: Banksy, Diego Rivera, Gola Hundun, Slinkachu, Knit the City and Tejn.
- 23** Repetition is a key feature of art and design, this theme has featured in the work of artists, designers and craftspeople such as Jasper Johns, Andy Warhol, Sonia Delaunay, Caroline Bell, William Morris, Bridget Riley, Edmund de Waal, Lisa Milroy, Anni Albers and Minnie Pwerle.
- 24** Bringing elements together through images, materials or mixed-media has successfully been used by artists, designers and craftspeople such as Hannah Höch, Kurt Schwitters, Robert Rauschenberg, Yayoi Kusama, Joseph Cornell, Henri Matisse, Barbara Kruger and Peter Blake.
- 25** Waves have been portrayed by designers/architects, artists and craft people such as Katsushika Hokusai, Maggi Hambling, Claude Monet, Zaria Forman, Amanda Richardson, Lan Yu and Piet Mondrian.

**BLANK PAGE**

**Copyright Information:****14: Flowers, clockwise from the top right:**

Modern abstract graphic design digital art creative concept © theendup / Alamy Stock Photo  
 Georgia O'Keeffe, *Petunias*, 1925 © FineArt / Alamy Stock Photo  
 The Egyptian mosaic on pyramid walls stylization made from flowers. Handmade art collage background © Aleksandr Volkov / Alamy Stock Photo  
 Odilon Redon, *Ophelia among the Flowers*, 1840-1916 © World History Archive / Alamy Stock Photo  
 Ana Tzarev, *Love and Peace*, 2013 © Miriam Heppell / Alamy Stock Photo

**15: Body adornment, clockwise from the top right:**

Osaka Japan © cowardlion, Shutterstock Photo Library, [www.shutterstock.com](http://www.shutterstock.com)  
 Venetian red carnival mask © Onfokus, iStock, [www.istockphoto.com](http://www.istockphoto.com)  
 Paper clothing © Holly Argent, [www.hollyargent.wordpress.com](http://www.hollyargent.wordpress.com). Reproduced by kind permission of Holly Argent.  
 African tribal face painting © Anna Omelchenko, Shutterstock Photo Library, [www.shutterstock.com](http://www.shutterstock.com)  
 Henna hand © Esat Photography, Shutterstock Photo Library, [www.shutterstock.com](http://www.shutterstock.com)

**16: Landscape, clockwise from the top right:**

John Constable, *The White Horse* c. 1818-19 © Ian Dagnall / Alamy Stock Photo  
 View from Inspiration Point at Bryce Canyon National Park © MERVYN REES / Alamy Stock Photo  
 Silhouetted figure in the rays of sunshine among the trees © Stephen Emerson / Alamy Stock Photo  
 Volcanic Mountain in Eruption © Romolo Tavani, iStock, [www.istockphoto.com](http://www.istockphoto.com)  
 Christmas story styled pop-up book © solarseven, Shutterstock Photo Library, [www.shutterstock.com](http://www.shutterstock.com)

**17: Light, clockwise from the top right:**

Human hands, fingers silhouette on glass © Daniel M. Nagy, Shutterstock Photo library, [www.shutterstock.com](http://www.shutterstock.com)  
 A contemporary decorative wall with triangle holes and light beams. © Imageflow, Shutterstock Photo library, [www.shutterstock.com](http://www.shutterstock.com)  
 Tunnel with light installation © Ivan Navarro, Paul Kasmin Gallery, [www.paulkasmingallery.com](http://www.paulkasmingallery.com). Item reproduced by kind permission of Ivan Navarro.  
 Painting of shopping street city with colourful nightlife © Tithi Luadthong, Shutterstock Photo library, [www.shutterstock.com](http://www.shutterstock.com)  
 Alsace village © Sara Rackow / Alamy Stock Photo

**18: Reflections, clockwise from the top right:**

Roy Lichtenstein, *Water Lily Pond with Reflections*, 1992 © Estate of Roy Lichtenstein/DACS/Artimage 2017;  
*Tropical landscape reflected in young man's sunglasses* © ALotOfPeople, iStock, [www.istockphoto.com](http://www.istockphoto.com);  
 Vincent van Gogh, *The Starry Night over the Rhone*, 1888 © Peter Barritt / Alamy Stock Photo  
 Anish Kapoor, *Tall Tree and the Eye*, 2009 Stainless steel 1300 x 500 x 500 cm © Anish Kapoor. All Rights Reserved, DACS 2017. Image courtesy © Greg Balfour Evans / Alamy Stock Photo;  
*Tree reflections in floods* © Kate Wesson / Stockimo / Alamy Stock Photo.

**19: Bridges, clockwise from the top right:**

André Derain, *Charing Cross Bridge, London* 1906, © classic paintings / Alamy Stock Photo  
 Winde Rienstra, Bridge Architecture dress, Summer 2012 Collection, 11:11  
 Two-finger Brooklyn Bridge ring by Noir Jewellery [www.noirnyc.com](http://www.noirnyc.com)  
 Woman with backpack on suspension bridge in jungle © Fred Froese, iStock, [www.istockphoto.com](http://www.istockphoto.com)  
 Typography London Bridge silhouette © Roman Ya, Shutterstock Photo Library, [www.shutterstock.com](http://www.shutterstock.com)

**20: Sport, clockwise from the top right:**

Woman diving into swimming pool © Solis Images, Shutterstock Photo Library, [www.shutterstock.com](http://www.shutterstock.com)  
 Henri de Toulouse-Lautrec, *Le Jockey*, 1899 © Heritage Image Partnership Ltd / Alamy Stock Photo  
 L.S. Lowry, *The Football Match*, 1949 © The Estate of L.S. Lowry. All Rights Reserved, DACS 2017  
 Ben Mosley, *The Cyclists*. © Ben Mosley  
 Graphic of basketball on orange background © Korhan Karacan, iStock, [www.istockphoto.com](http://www.istockphoto.com)

**21: Stone, clockwise from the top right:**

Colourful pattern of mosaics © jeep2499, Shutterstock Photo Library, [www.shutterstock.com](http://www.shutterstock.com)  
 Andy Goldsworthy, *Blue rocks in spiral*, 1985. Permission to reproduce all copyright material has been applied for. In some cases, efforts to contact copyright-holders have been unsuccessful and OCR will be happy to rectify any omissions of acknowledgements in future papers if notified.  
 Barcelona - August 8: Casa Batlló façade © Drimi / [www.shutterstock.com](http://www.shutterstock.com)  
 Guatemalan pottery © Michelle Gilders / Alamy Stock Photo  
 Henry Moore, *Reclining Figure*, 1982 © DBURKE / Alamy Stock Photo

OCR is committed to seeking permission to reproduce all third-party content that it uses in the assessment materials. OCR has attempted to identify and contact all copyright holders whose work is used in this paper.

If OCR has unwittingly failed to correctly acknowledge or clear any third-party content in this assessment material, OCR will be happy to correct its mistake at the earliest possible opportunity.

For queries or further information please contact the Copyright Team, First Floor, 9 Hills Road, Cambridge CB2 1GE.

OCR is part of the Cambridge Assessment Group; Cambridge Assessment is the brand name of University of Cambridge Local Examinations Syndicate (UCLES), which is itself a department of the University of Cambridge.