

## Wednesday 24 May 2017 – Morning

### GCSE DUTCH

#### A801/01 Listening

Candidates answer on the Question Paper.

**OCR supplied materials:**

- CD

**Other materials required:**

None

**Duration:** 5 minutes reading time  
+ 45 minutes (approx.)



Candidate forename		Candidate surname	
-----------------------	--	----------------------	--

Centre number						Candidate number				
---------------	--	--	--	--	--	------------------	--	--	--	--

You will now have finished the five minutes' reading time for this paper. The test will begin now.

### INSTRUCTIONS TO CANDIDATES

- During the introduction you should tell the invigilator immediately if you have any difficulty in hearing the recording. Once the questions have begun, the recording will not be stopped.
- Write your name, centre number and candidate number in the boxes above. Please write clearly and in capital letters.
- Use black ink.
- Answer **all** the questions.
- Read each question carefully. Make sure you know what you have to do before starting your answer.
- Write your answer to each question in the space provided. Additional paper may be used if necessary but you must clearly show your candidate number, centre number and question number(s).
- Do **not** write in the barcodes.

### INFORMATION FOR CANDIDATES

- The number of marks is given in brackets [ ] at the end of each question or part question.
- The total number of marks for this paper is **50**.
- Listen carefully to the instructions and follow the example for each exercise.
- There will be pauses to give you time to read the questions and to write your answers.
- You will hear all the recordings twice.
- You may write your answers at any time during the test.
- You do not have to write in full sentences and your answers will not be marked for the accuracy of the language.
- Dictionaries are **not** allowed.
- Open your booklet now.
- This document consists of **12** pages. Any blank pages are indicated.


Exercise 1: Questions 1 – 5

Marian talks about her town and sport


Listen to Marian and tick the correct box.

**Example:**


Where does Marian live?



A




B




C

The correct answer is **A**.

1 What sport can you play in the park?



A



B



C

[1]


2 Who can you see in the park?



A




B



C

[1]

3 What does Marian's aunt sell?



A



B



C

[1]

4 What can you see at the beach?



A




B



C

[1]


5 What is Marian doing tonight?



A



B



C

[1]

[Total: 5 marks]

**Exercise 2: Questions 6 – 9****People and jobs**

Mark talks about the people in his family and the jobs they do.

For each person pick the correct job.

Read the lists.

People		Jobs	
A	aunt	G	cook
B	brother	H	doctor
C	cousin (female)	I	farmer
D	cousin (male)	J	<del>pilot</del>
E	<del>father</del>	K	<del>student</del>
F	uncle	L	teacher

**Example**

People	Jobs
<i>E</i>	<i>J</i>

	People	Jobs	
6			[2]
7			[2]
<b>[Pause]</b>			
8			[2]
9		K	[1]

**[Total: 7 marks]**

**Exercise 3: Questions 10 – 14.****Helping at home**

Read the list.

Listen and complete the sentences briefly **in English**.

Choose words from the list below.

babysit	vacuum
clean the bathroom	make his bed
cook	put the rubbish out
wash the dishes	tidy his room
dry the dishes	

**Example:**

Frans has to ..... **cook** ..... on Mondays.

**10** On Tuesdays he needs to **(a)** ..... and on **[1]**

Wednesdays his task is to **(b)** ..... **[1]**

**11** On Thursday mornings Frans has to ..... but on

Fridays he is free. **[1]**

**[Pause]**

**12** Every day Frans has to ..... **[1]**

**13** On Saturdays Frans needs to ..... **[1]**

**14** On Sunday nights he will ..... **[1]**

**[Total: 6 marks]**

**Exercise 4: Questions 15 – 20****Sweets**

Read the questions.

Listen to Myrte and write short answers **in English**.

**Example:**

Myrte tried to ..... **find out** ..... what kind of sweets Dutch people like.

**15** Myrte thought the research was ..... [1]

**16** Dutch people's favourite sweet is ..... [1]

**[Pause]**

**17** Each year the Dutch spend ..... on sweets. [1]

**18** The second favourite sweet for the Dutch is ..... [1]

**[Pause]**

**19** Myrte's favourite sweet is ..... [1]

**20** Myrte prefers sweets with less ..... [1]

**[Total: 6 marks]**

## Exercise 5: Questions 21 – 24

## The best party

Listen to some students talking about their favourite party.

For each person fill in the boxes in **English**.

**Example:**

<b>Lotte</b>	<b>type of party</b>	<b>with</b>
	pyjama party .....	five friends .....

21

<b>Paul</b>	<b>type of party</b>	<b>with</b>
	.....	.....

[2]

22

<b>Bente</b>	<b>type of party</b>	<b>with</b>
	.....	.....

[2]

[Pause]

23

<b>Laurens</b>	<b>type of party</b>	<b>with</b>
	.....	.....

[2]

24

<b>Lieve</b>	<b>type of party</b>
	.....

[1]

[Total: 7 marks]

**Exercise 6: Questions 25 – 30****School Exchange**

Rosa talks about the exchange programme in her school.

Read the questions.

Listen and tick the correct box.

**Example:**

Rosa will go on an exchange trip during ...

**A** ... this school year.

**B** ... the next school year.

**C** ... her final year.

**25** Rosa's school offers ...

**A** ... a different trip every year.

**B** ... a number of exchange trips.

**C** ... the same trip for all Year 11 students.

[1]

**26** Rosa is going on this exchange because ...

**A** ... she studies art.

**B** ... it is important for her future.

**C** ... her friend is going.

[1]

**27** Rosa has heard ...

**A** ... good reports from other students.

**B** ... it will be a lot of work.

**C** ... the trip will help her with the subject.

[1]

[Pause]



28 After the Christmas break Rosa will start to ...

A ... learn the language.

B ... learn about the place.

C ... save up for the trip.

[1]

29 When Rosa comes back home she will ...

A ... write about her trip.

B ... give a talk about her trip.

C ... make plans for the return visit.

[1]

30 Rosa expects the exchange students to ...

A ... learn a lot of Dutch.

B ... enjoy the city of Amsterdam.

C ... be impressed by the Dutch museums.

[1]

[Total: 6 marks]

Exercise 7: Questions 31 – 36

Collecting stamps

Read the questions.

Listen to the interview and answer the questions in English.

<p><b>Example:</b></p> <p>What does Pieter say about his collection of stamps? ..... <i>it's international</i> .....</p>
--

31 What does Pieter think we can learn from stamps? Give **two** details.

(a) ..... [1]

(b) ..... [1]

[Pause]

32 Why did Pieter collect stamps from Canada?

..... [1]

33 Why is Pieter so interested in stamps from Australia, New Zealand and America?

..... [1]

[Pause]

34 How did Pieter get the stamps when he first started collecting?

..... [1]

35 What does Pieter do when he has two stamps that are the same?

..... [1]

36 How could supermarkets encourage stamp collecting?

..... [1]

[Total: 7 marks]

**Exercise 8: Question 37 – 41**

**Repeating the year**

Read the questions.

Listen to the interview and complete the sentences **in English**.

**Example:**

Jan Willem has repeated his ..... **third** ..... year in school.

**37** For Jan Willem the idea of repeating a year is ..... [1]

**38** After writing a letter to the newspaper he discovered that others .....  
..... [1]

**39** According to Jan Willem repeating a year gives you ..... [1]

**[Pause]**

**40** Summer schools are bad for students because .....  
..... [1]

**41** A fresh start can be good for people who  
**(a)** ..... [1]  
or **(b)** ..... [1]

**[Total: 6 marks]**

**END OF QUESTION PAPER**

**Copyright Information**

OCR is committed to seeking permission to reproduce all third-party content that it uses in its assessment materials. OCR has attempted to identify and contact all copyright holders whose work is used in this paper. To avoid the issue of disclosure of answer-related information to candidates, all copyright acknowledgements are reproduced in the OCR Copyright Acknowledgements Booklet. This is produced for each series of examinations and is freely available to download from our public website ([www.ocr.org.uk](http://www.ocr.org.uk)) after the live examination series.

If OCR has unwittingly failed to correctly acknowledge or clear any third-party content in this assessment material, OCR will be happy to correct its mistake at the earliest possible opportunity.

For queries or further information please contact the Copyright Team, First Floor, 9 Hills Road, Cambridge CB2 1GE.

OCR is part of the Cambridge Assessment Group; Cambridge Assessment is the brand name of University of Cambridge Local Examinations Syndicate (UCLES), which is itself a department of the University of Cambridge.