


Friday 7 June 2019 – Afternoon

GCSE (9–1) Combined Science B (Twenty First Century Science)

J260/08 Combined Science (Higher Tier)

Time allowed: 1 hour 45 minutes



You must have:

- the Data Sheet (for GCSE Combined Science B (inserted))
- a ruler (cm/mm)

You may use:

- a scientific or graphical calculator
- an HB pencil



Please write clearly in black ink. **Do not write in the barcodes.**

Centre number

--	--	--	--	--

Candidate number

--	--	--	--

First name(s)

Last name

INSTRUCTIONS

- The Data Sheet will be found inside this document.
- Use black ink. You may use an HB pencil for graphs and diagrams.
- Answer **all** the questions.
- Where appropriate, your answers should be supported with working. Marks may be given for a correct method even if the answer is incorrect.
- Write your answer to each question in the space provided. If additional space is required, you should use the lined page(s) at the end of this booklet. The question number(s) must be clearly shown.

INFORMATION

- The total mark for this paper is **75**.
- The marks for each question are shown in brackets [].
- Quality of extended response will be assessed in the question marked with an asterisk (*).
- This document consists of **24** pages.

Answer **all** the questions.

- 1 Oil tankers transport crude oil. Crude oil is a mixture of hydrocarbons.

Occasionally they may be involved in an accident and catch fire as shown.



- (a) (i) Explain why the burning hydrocarbons in the oil produce thick black smoke.

.....

 [2]

- (ii) The hydrocarbon fractions in crude oil are separated by fractional distillation.

Complete the sentences about fractional distillation.

Use the words from the list. Each word can be used once, more than once, or not at all.

dissolved **cooled** **crystallise**

evaporate **heated** **melt**

During fractional distillation the mixture is heated and the fractions
 at different temperatures.

The separated fractions are then so that they condense.

[2]

- (iii) The hydrocarbons in crude oil are mostly alkanes.

Octane is an alkane. Its molecular formula is C_8H_{18} .

Determine the empirical formula of octane.

Empirical formula = [3]

(b) Some ships carry condensate oil, rather than crude oil.

Fig. 1.1 shows the composition of fractions in crude oil and condensate oil.

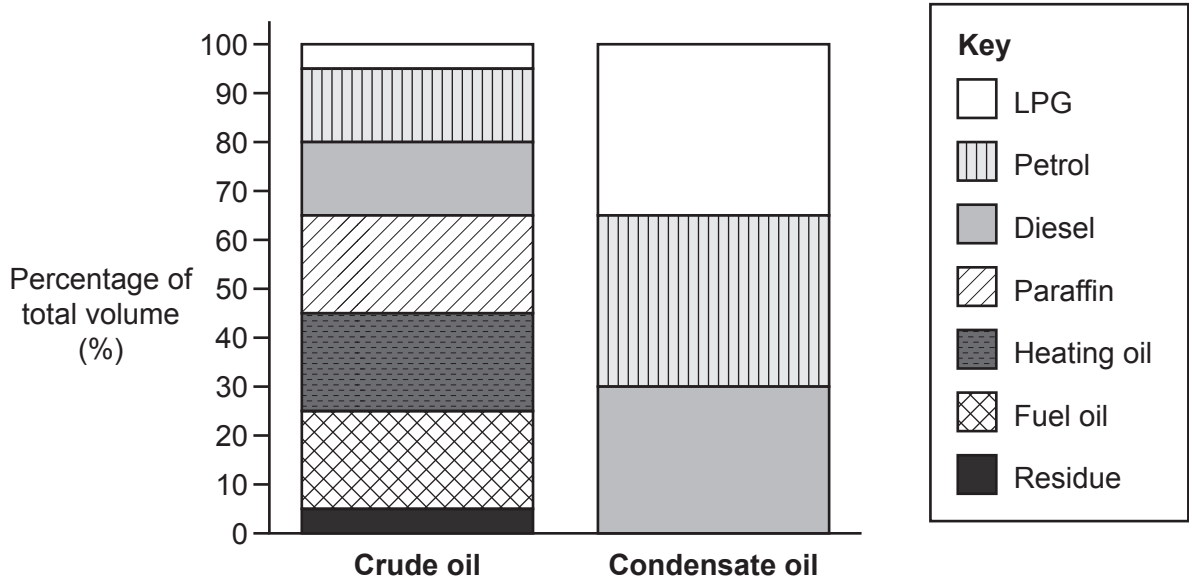


Fig. 1.1

Give **two** similarities and **two** differences between crude oil and condensate oil.

Use **Fig. 1.1** to support your answers.

Similarity 1

.....

.....

Similarity 2

.....

.....

Difference 1

.....

.....

Difference 2

.....

.....

[4]

(c) The table shows some other differences between crude oil and condensate oil.

	Crude oil	Condensate oil
Colour	black	dark brown
Physical state at 25 °C	thick liquid	liquid
Boiling point range (°C)	−48 to 593	−29 to 427
Flash point (°C) (the lowest temperature the vapour will catch fire)	−6	−46
Density (g/cm ³)	0.88	0.60

(i) Which statement best explains why there is a **range** of temperatures for the boiling point of crude oil and condensate oil?

Tick (✓) **one** box.

Crude oil and condensate oil are hydrocarbons.

The oils contain different fractions.

The density of a liquid changes its boiling point.

The colour of the liquid causes the boiling point to change.

[1]

(ii) Some people conclude that condensate oil is more dangerous to carry than crude oil.

Evaluate this conclusion.

Use the data in the table to support your answer.

.....

.....

.....

.....

.....

.....

..... [3]

There are two pigments in red tomatoes, lycopene and beta-carotene. They are both soluble in water.

Chromatography can be used to determine if lycopene and beta carotene are present in blue tomatoes.

Fig. 2.1 shows a chromatogram that compares the pigments in a red tomato extract and a blue tomato extract.

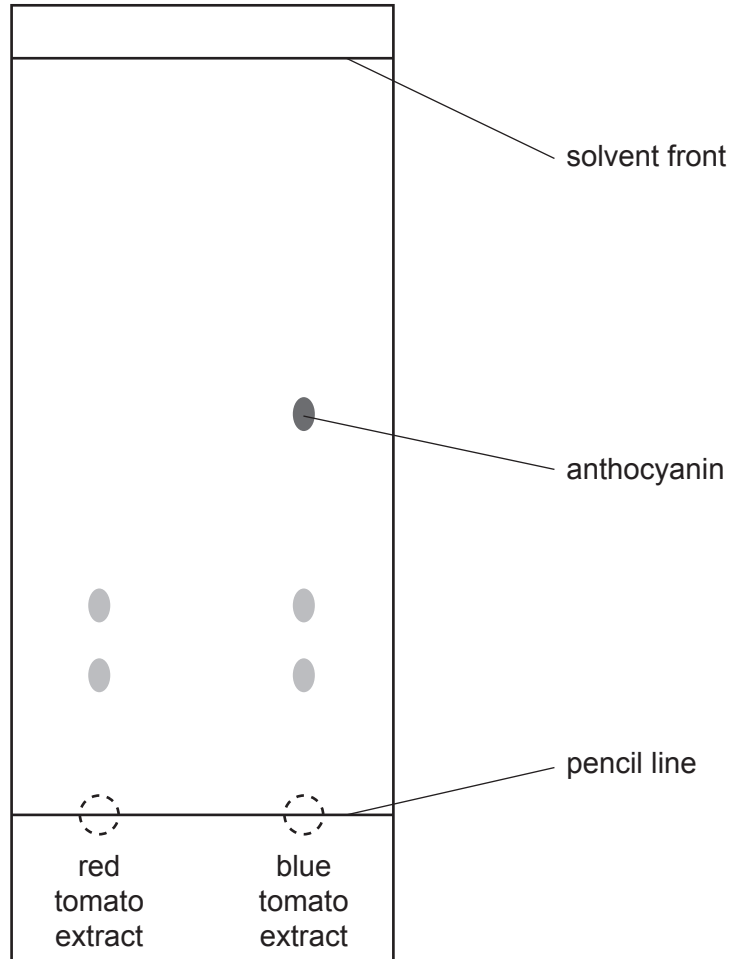


Fig. 2.1

(c) Outline the method to produce the chromatogram in **Fig. 2.1**.

.....

.....

.....

.....

.....

.....

.....

.....

.....

.....

.....

[3]

(d) (i) What do the results in **Fig. 2.1** show?

.....
.....
.....
..... [2]

(ii) Calculate the **Rf** of **anthocyanin**, using **Fig. 2.1**.

Give your answer to **2** significant figures.

Rf of anthocyanin = [3]

8
BLANK PAGE

PLEASE DO NOT WRITE ON THIS PAGE

3 Nina and Kareem plan to investigate sunscreens (sun creams) with different sun protection factors (SPFs) to see how well they block UV radiation. They set up the apparatus in **Fig. 3.1**.

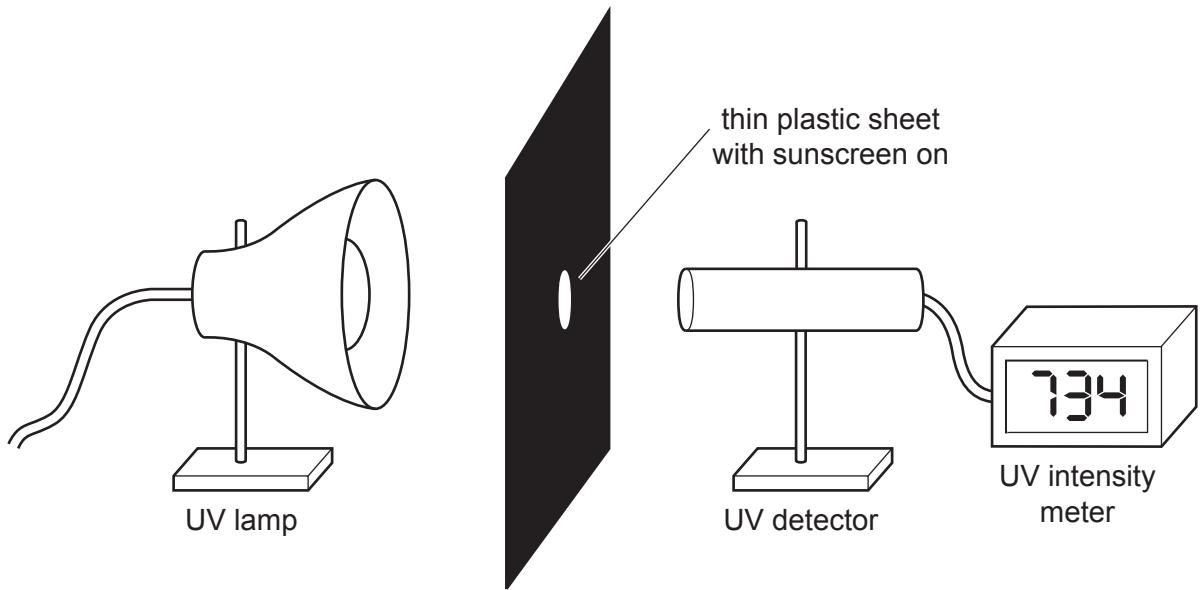


Fig. 3.1

This is a plan for their investigation:

- Set up equipment as shown in diagram.
- Put sunscreen on the plastic sheet.
- Record UV intensity.
- Repeat for sunscreens with different SPFs.

(a) Suggest **two** ways in which Nina and Kareem’s plan for this investigation could be improved to ensure they collect valid data.

1

.....

.....

.....

2

.....

.....

..... [2]

- (b) Nina and Kareem collected data for sunscreens (sun creams) with different SPF's.

The mean UV intensities are shown in the table.

Sun protection factor (SPF)	0	10	15	30	50
Mean UV intensity (mW/cm ²)	748.0	76.2	37.2	23.6	14.2
Percentage of UV blocked (%)	0.0	89.8	95.0	96.8	98.1

- (i) Suggest why there is no blockage of UV for SPF 0 sunscreen.

.....

 [1]

- (ii) The manufacturer claims SPF 10 sunscreen blocks out at least 95% of UV radiation.

Nina and Kareem's investigation gives a different value for the percentage of UV blocked.

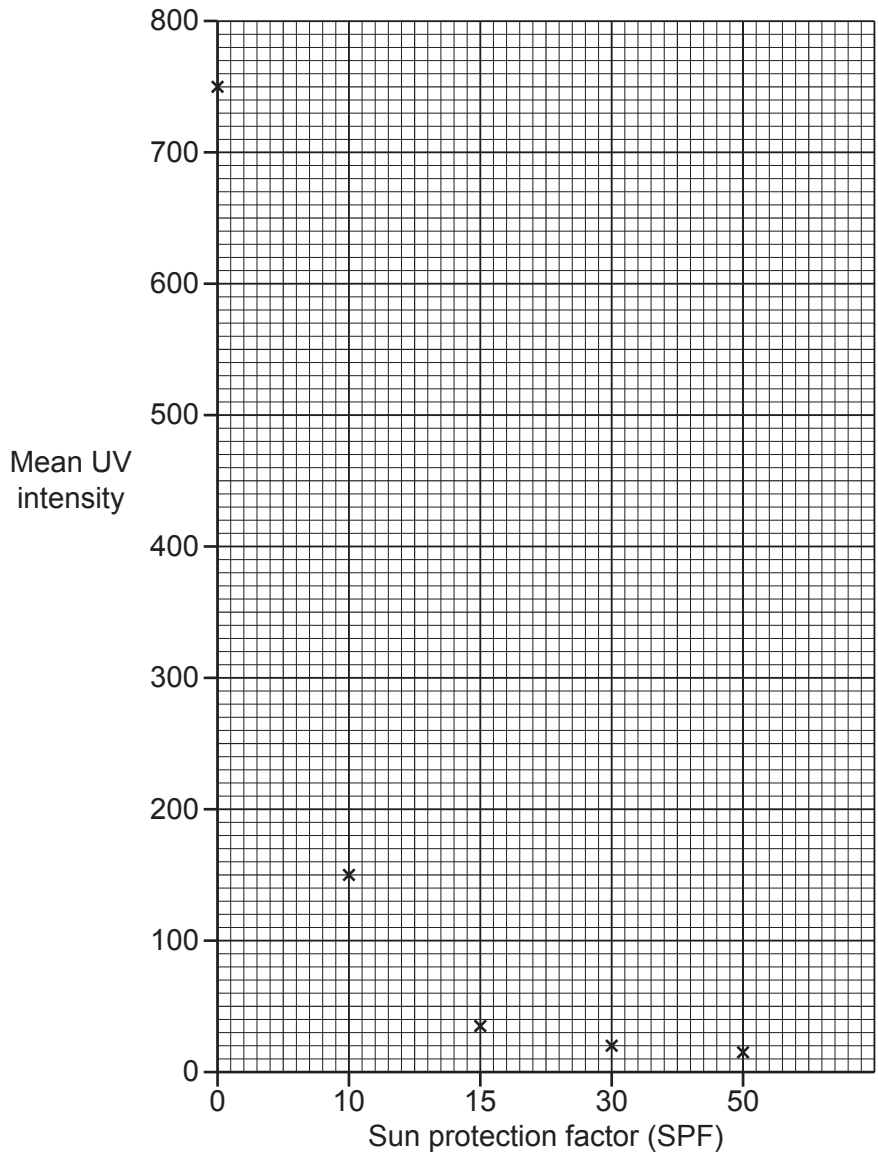
Suggest **two** reasons why the value from Nina and Kareem's investigation is different.

1

 2

[2]

(iii) Kareem plotted a graph of sun protection factor (SPF) against mean UV intensity.



Kareem’s teacher identifies **three** errors in Kareem’s graph.

Identify these **three** errors.

- 1
-
- 2
-
- 3
-

[3]

(c) Kareem reads the labels on the bottles of SPF 30 and SPF 50 sunscreens (sun creams).



Fig. 3.2

Nina says her skin usually gets burnt after **5 minutes** in the sun.

(i) Nina cannot decide whether she should use SPF 30 or SPF 50 sunscreen.

Calculate how much longer Nina could remain in the sun without being burnt if she uses SPF 50 sunscreen rather than SPF 30 sunscreen.

Give your answer in **hours and minutes**.

Number of hours and minutes longer =hour(s).....minutes **[3]**

- (ii) Nina thinks that either sunscreen (sun cream), if used correctly, will prevent her skin from burning.

Is Nina correct?

Yes

No

Use your answer from (c)(i) and the information in Fig. 3.2 to justify your decision.

.....

.....

.....

.....

..... [2]

- (iii) Give **one** benefit **or** use of UV radiation.

..... [1]

4 Galagos, or bush babies, are mammals which live in tropical forests.

Amaya and Kai see a galago (**Fig. 4.1**) at their local zoo.




Fig. 4.1

(a) Kai says that galagos regulate their body temperature by a process called homeostasis.

Explain **why** it is important that a galago maintains a body temperature of around 37 °C.

.....

.....

.....

.....

.....

.....

..... [3]

(b) The galago lives in a heated enclosure, making it easier for it to regulate its body temperature. An electric heater keeps the enclosure warmer than the outside.

Answer the questions below.

Use words from the list. Each word can be used once, more than once, or not at all.

- absorption** **cooling** **dissipation**
- evaporation** **insulation** **radiation**

(i) Which word best describes how the heater warms the enclosure?
..... [1]

(ii) Which word best describes the galago’s fur reducing its heat loss?
..... [1]

(iii) Which words best describe how energy is transferred from the galago, as heat, to the surroundings?
..... **and** [2]

(c) Fig. 4.2 shows the temperature change in the galago's enclosure and the change in the galago's body temperature over 24 hours.

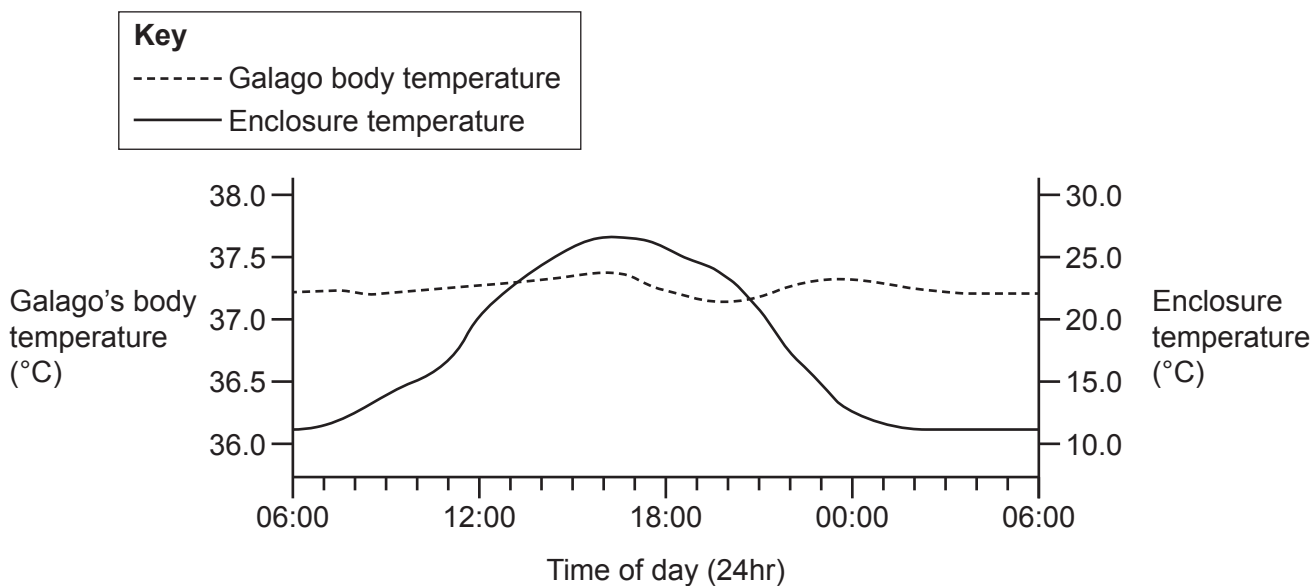


Fig. 4.2

(i) Shivering is a response to being cold.

Use Fig. 4.2 to suggest **when** and **why** the galago is most likely to shiver.

.....

.....

.....

..... [2]

(ii) The galago enclosure is heated by a 3000 W electric heater for 12 hours every day.

Calculate the energy transferred to heat the galago enclosure for **7 days**.

Energy transferred for 7 days = J [4]

- 5 HIV is an infection caused by a virus. People with this virus are HIV+. HIV weakens the immune system.

Tuberculosis (TB) is a disease caused by bacteria. It may be fatal in people with a weak immune system.

The table shows information on cases of TB and HIV for three African countries.

Country	Estimated TB cases (per 100,000)	TB cases that are also HIV+ (per 100,000)	Percentage of TB cases that are also HIV+ (%)	Mortality from TB (per 100,000)
Cameroon	204.8	68.3	33.3	55.5
South Africa	781.9	460.6	58.9	221.4
Zambia		217.1	58.1	102.5

- (a) (i) Calculate the estimated TB cases per 100,000 for Zambia.

Give your answer to 1 decimal place.

Estimated TB cases per 100,000 = [3]

- (ii) The data shows a weak positive correlation between the percentage of TB cases that are also HIV+, and the mortality (death) rate due to TB, in the three countries investigated.

Suggest **three** ways the investigation could be improved, to see if a stronger correlation exists.

- 1
- 2
- 3

[3]

- (b) The death rate due to TB increased when people were HIV+.

Which two statements could explain this?

Tick (✓) **two** boxes.

Having HIV makes it harder for your body to kill pathogens.

HIV can remain undetected for many years.

HIV is a sexually transmitted infection.

HIV reduces the number of white blood cells.

TB can remain undetected for many years.

[2]

- 6 Jack would like to buy a house. He is comparing the energy efficiency of two houses, House A and House B.

Fig. 6.1 shows a comparison of energy use and energy dissipated for House A and House B.

Fig. 6.2 shows the potential energy efficiency ratings of House A and House B.

	House A	House B
Average daily energy use (MJ)	72.3	57.9
Energy dissipated to surroundings (MJ)	31.7	18.6

Fig. 6.1

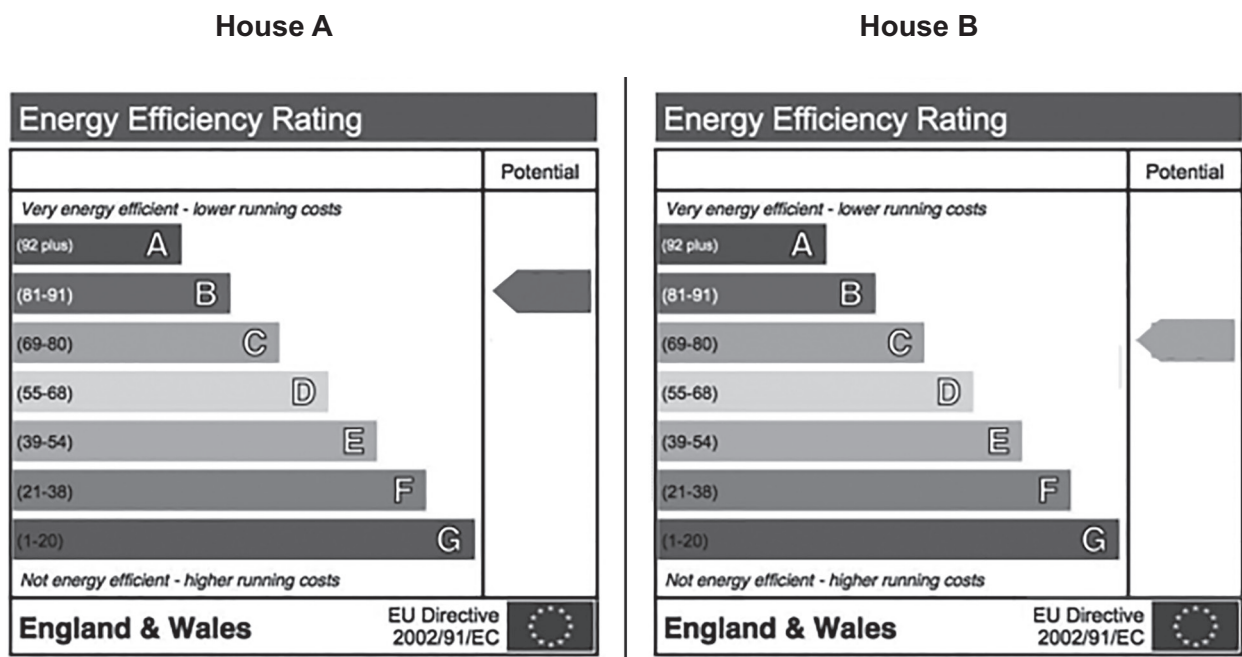


Fig. 6.2

ADDITIONAL ANSWER SPACE

If additional space is required, you should use the following lined page(s). The question number(s) must be clearly shown in the margin(s).

A large area of lined paper for writing. It features a vertical solid line on the left side, creating a margin. The rest of the page is filled with horizontal dotted lines, providing space for writing answers.

A large rectangular area with a solid vertical line on the left side and horizontal dotted lines extending across the page, providing a grid for writing answers.



Oxford Cambridge and RSA

Copyright Information

OCR is committed to seeking permission to reproduce all third-party content that it uses in its assessment materials. OCR has attempted to identify and contact all copyright holders whose work is used in this paper. To avoid the issue of disclosure of answer-related information to candidates, all copyright acknowledgements are reproduced in the OCR Copyright Acknowledgements Booklet. This is produced for each series of examinations and is freely available to download from our public website (www.ocr.org.uk) after the live examination series.

If OCR has unwittingly failed to correctly acknowledge or clear any third-party content in this assessment material, OCR will be happy to correct its mistake at the earliest possible opportunity.

For queries or further information please contact The OCR Copyright Team, The Triangle Building, Shaftesbury Road, Cambridge CB2 8EA.

OCR is part of the Cambridge Assessment Group; Cambridge Assessment is the brand name of University of Cambridge Local Examinations Syndicate (UCLES), which is itself a department of the University of Cambridge.