

A LEVEL

Examiners' report

CHEMISTRY B (SALTERS)

H433

For first teaching in 2015

H433/03 Summer 2023 series

Contents

| | |
|-------------------------------|----|
| Introduction | 3 |
| Paper 3 series overview | 4 |
| Question 1 (b) (i) | 5 |
| Question 1 (b) (ii) | 6 |
| Question 1 (b) (iii) | 6 |
| Question 1 (c) | 7 |
| Question 1 (d) | 7 |
| Question 1 (e) | 8 |
| Question 2 (a) (i) | 8 |
| Question 2 (a) (ii) | 9 |
| Question 2 (b)* | 9 |
| Question 3 (a) (i) | 10 |
| Question 3 (a) (ii) | 10 |
| Question 3 (b) (i) | 10 |
| Question 3 (b) (ii) | 11 |
| Question 3 (c)* | 11 |
| Question 3 (d) (i) | 12 |
| Question 3 (d) (ii) | 13 |
| Question 4 (a) (i) | 13 |
| Question 4 (a) (ii) | 14 |
| Question 4 (b) | 14 |
| Question 4 (c) (i) | 15 |
| Question 4 (c) (ii) | 16 |
| Question 4 (d) (i) | 16 |
| Question 4 (d) (ii) | 17 |
| Question 4 (e) | 18 |
| Question 4 (f) | 19 |
| Copyright | 20 |

Introduction

Our examiners' reports are produced to offer constructive feedback on candidates' performance in the examinations. They provide useful guidance for future candidates.

The reports will include a general commentary on candidates' performance, identify technical aspects examined in the questions and highlight good performance and where performance could be improved. A selection of candidate answers is also provided. The reports will also explain aspects which caused difficulty and why the difficulties arose, whether through a lack of knowledge, poor examination technique, or any other identifiable and explainable reason.

Where overall performance on a question/question part was considered good, with no particular areas to highlight, these questions have not been included in the report.

A full copy of the question paper and the mark scheme can be downloaded from OCR.

Would you prefer a Word version?

Did you know that you can save this PDF as a Word file using Acrobat Professional?

Simply click on **File > Export to** and select **Microsoft Word**

(If you have opened this PDF in your browser you will need to save it first. Simply right click anywhere on the page and select **Save as . . .** to save the PDF. Then open the PDF in Acrobat Professional.)

If you do not have access to Acrobat Professional there are a number of **free** applications available that will also convert PDF to Word (search for PDF to Word converter).

Paper 3 series overview

The H433/03 component assesses content from across all teaching modules but places particular emphasis on practical skills.

Candidates are required to use knowledge and understanding of principles and concepts in the planning of experimental and investigative work and in the analysis and evaluation of data.

Chemical literacy is assessed through extended response questions as well as the comprehension of, and use of, data from a Practical Insert.

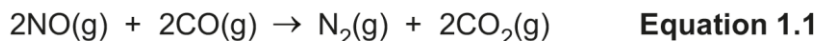
Question styles include short answer (structured questions, problem solving, calculations, practical) and extended response questions.

| Candidates who did well on this paper generally: | Candidates who did less well on this paper generally: |
|---|--|
| <ul style="list-style-type: none">wrote clearly and logically taking points in the question in sequence (either using full sentences or bullet points)laid out calculations carefully, explaining what each step represented, for example moles of a reactant or mass of a productlogically addressed all the chemistry knowledge and understanding needed to fully answer Level of Response (LoR) questions. | <ul style="list-style-type: none">did not take the care needed with laying out calculations and so missed the possibility of error carried forward marksdid not relate the number of marks for a question with the detail needed in their answerdid not read the question stem (including the Insert) carefully enough and produced responses which were not addressing the questions asked. |

Question 1 (b) (i)

- (b) Tropospheric ozone is produced by the reactions of nitrogen oxides, NO_x , and hydrocarbons. These, together with carbon monoxide, CO , are pollutants produced by motor vehicles.

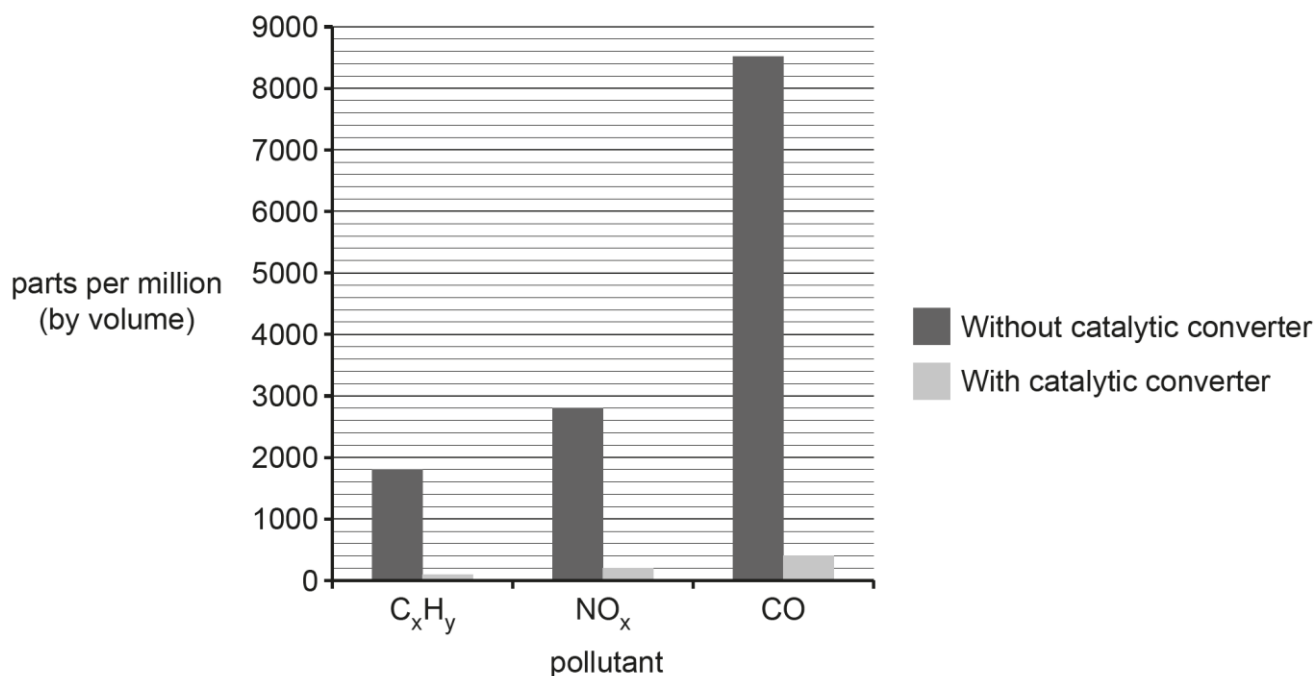
Catalytic converters in vehicle exhausts catalyse the reaction in **Equation 1.1** and also the oxidation of hydrocarbons to carbon dioxide and water.



- (i) The bar chart below shows the reduction in the various pollutant levels when a suitable catalytic converter is fitted.

Calculate the percentage reduction in NO_x levels when a catalytic converter is fitted.

Give your answer to **2** significant figures.



percentage reduction % [2]

The majority of candidates correctly calculated this, with only a small number giving an answer with the wrong number of significant figures.

Question 1 (b) (ii)

(ii) A student says that the reactions in a catalytic converter decrease car pollution to zero.

Comment on this statement.

.....

.....

.....

.....

.....

.....

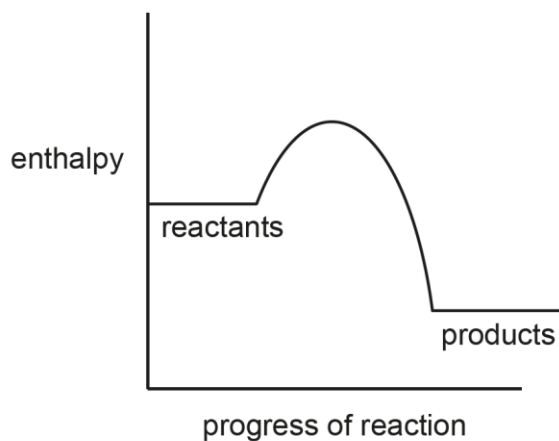
.....

..... [3]

Many candidates comfortably scored 2 of the 3 marks available. The fact that carbon dioxide was produced was common but the associated problem, greenhouse gas, was often missed.

Question 1 (b) (iii)

(iii) The diagram below represents an energy profile for the catalysed reaction in **Equation 1.1**.



On the diagram:

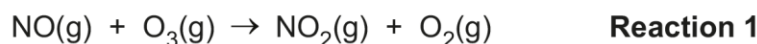
- Indicate the activation enthalpy of the catalysed reaction.
- Draw a progress curve for the uncatalysed reaction.

[1]

The majority of candidates scored this mark; the correct position of E_a occasionally caught out some.

Question 1 (c)

- (c) In the stratosphere, nitrogen monoxide removes ozone molecules by the sequence of reactions below.



A student suggests that the NO molecule is behaving as a heterogeneous catalyst.

Use your chemical knowledge to comment on the student's suggestion.

.....

.....

.....

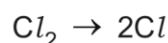
..... [2]

In the main, candidates scored well on this question. The explanation of why NO was acting as a catalyst was occasionally missed.

Question 1 (d)

- (d) Chlorine atoms also act as catalysts to remove ozone.

The atoms can be formed by the reaction shown below.



What conditions are needed for this reaction to occur and what **type** of bond fission occurs?

Conditions

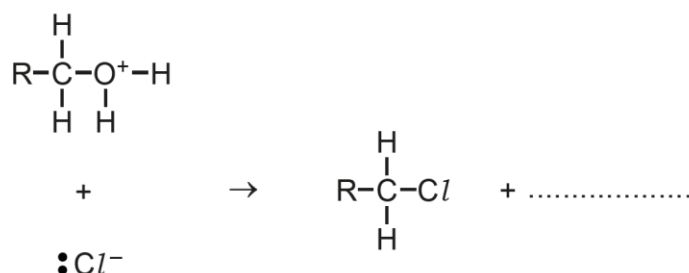
Type of bond fission [2]

This question was generally well answered.

Question 1 (e)

(e) By contrast, chloride **ions** react in a different way, for example in the reaction below.

Mark 'curly arrows' on the diagram and give the other product.



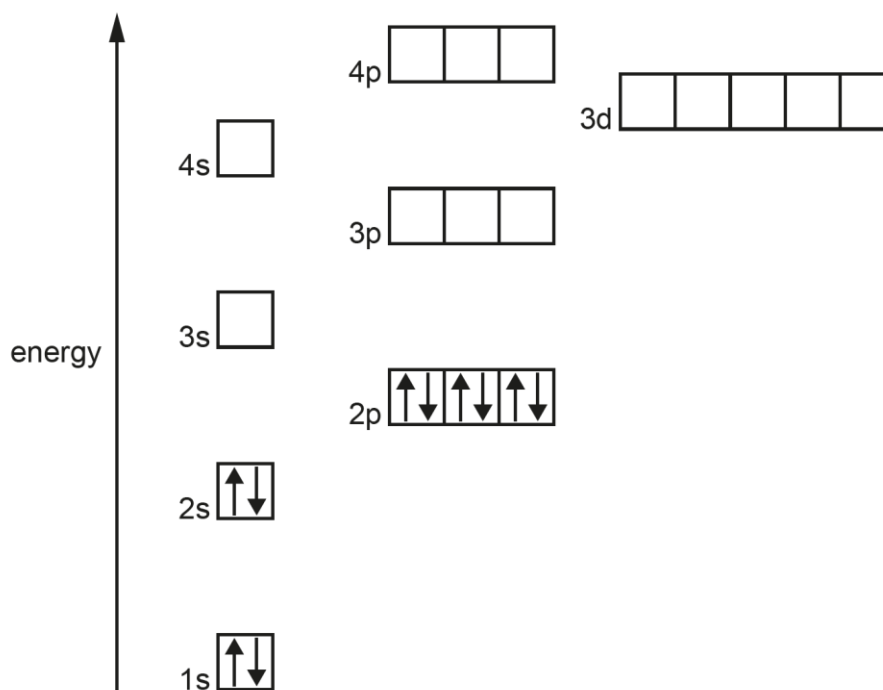
[2]

Broadly speaking most candidates were more successful at starting and finishing the 'curly arrows' in the mechanism in the correct location than in previous years.

Question 2 (a) (i)

2 Copper is a d-block metal and forms many complexes.

(a) (i) Complete the diagram below to show the electronic configuration of a **Cu²⁺ ion**.



[2]

The 3s and 3p orbitals were almost always filled but the 4s and 3d electronic structures were less well attempted.

Question 2 (a) (ii)

(ii) Explain why copper is classed as a transition metal.

.....
 [1]

The key word 'ion' was missed by many candidates.

Question 2 (b)*

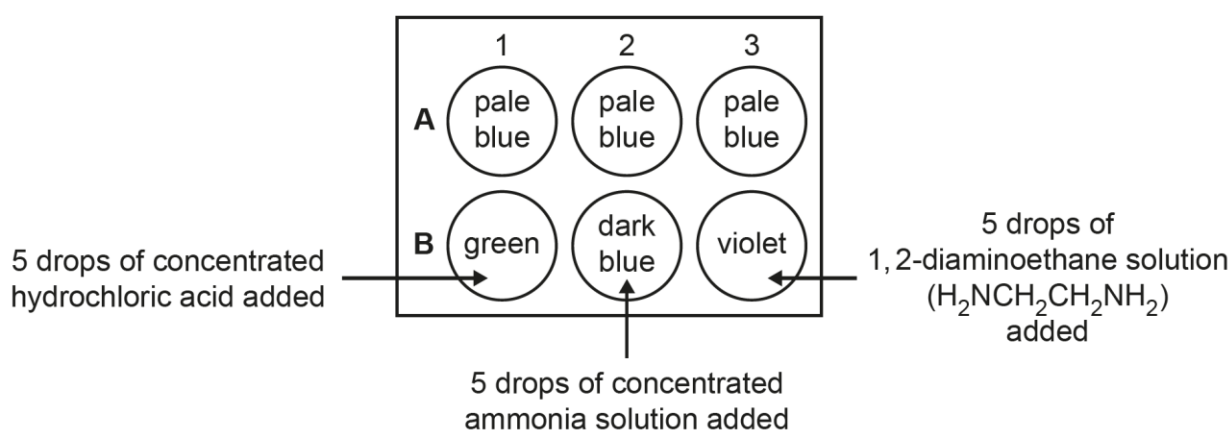
(b)* The Cu^{2+} ion forms several complex ions with different ligands.

A group of students performs a simple microscale experiment to investigate some copper(II) complexes.

They use a plate with small wells into which drops of solutions can be placed.

Their method and the results are shown below.

- **All** wells have 5 drops of copper(II) sulfate solution added to them.
- Wells **B**1, 2 and 3 have drops of other solutions added as identified in the diagram.



Use the student results to explain the meaning of the term **ligand** and suggest formulae and shapes for the complexes formed.

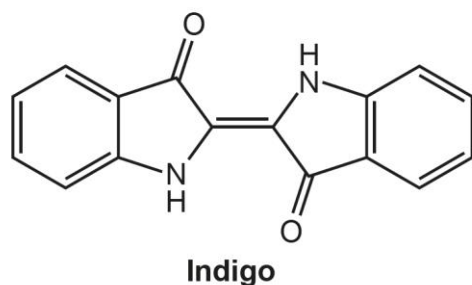
Use diagrams in your answer.

[6]

This question scored the complete range of marks. Good answers spotted the request to use diagrams. Weaker areas included the overall charge of the various complex ions formed and the actual number and nature of the ligands surrounding the central copper ion. HCl was a common mistake for the chloride ion ligand.

Question 3 (a) (i)

3 Indigo is a natural blue dye that can be extracted from various plants.



(a) (i) The IR spectrum of indigo has a significant absorption around 3300 cm^{-1} .

Suggest the most likely bond in indigo responsible for this absorption.

..... [1]

Question 3 (a) (ii)

(ii) Indigo is used to dye cotton. The cotton structure has many -OH groups.

Suggest the strongest type of intermolecular bond that binds indigo to cotton.

..... [1]

Question 3 (b) (i)

(b) A frequency of yellow light has a wavelength of $5.90 \times 10^{-7}\text{ m}$.

(i) Calculate the energy (in kJ) associated with one mole of photons of this wavelength.

energy = kJ [3]

The first two parts of this question were generally well-answered, and many correct answers were also seen for this question part. The most common error here was omitting the 'x 6.02×10^{23} ' necessary to get the answer per mole.

Question 3 (b) (ii)

(ii) Explain why indigo has a blue colour.

.....

.....

.....

.....

.....

.....

..... [3]

The general idea of the origin of colour appeared to be understood by most candidates, but often detail was missing. For example, candidates needed to identify that orange light is absorbed (not just light). Some candidates contradicted themselves by describing light being emitted by electrons dropping down energy levels.

Misconception

A common misconception here was that the colour of a dye is due to emission of light, caused by electrons emitting photons of light when dropping back from higher excited energy levels, rather than by reflection or transmission of wavelengths not absorbed by the dye molecule.

Question 3 (c)*

(c)* Benzene rings in dyes are usually represented as shown in **Fig. 3.1**. However, benzene rings in other organic molecules are often represented as shown in **Fig. 3.2**.

Fig. 3.1

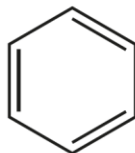


Fig. 3.2



Explain why **Fig. 3.2** is a better match for the actual **structure** and **reactions** of benzene molecules.

.....

.....

.....

.....

.....

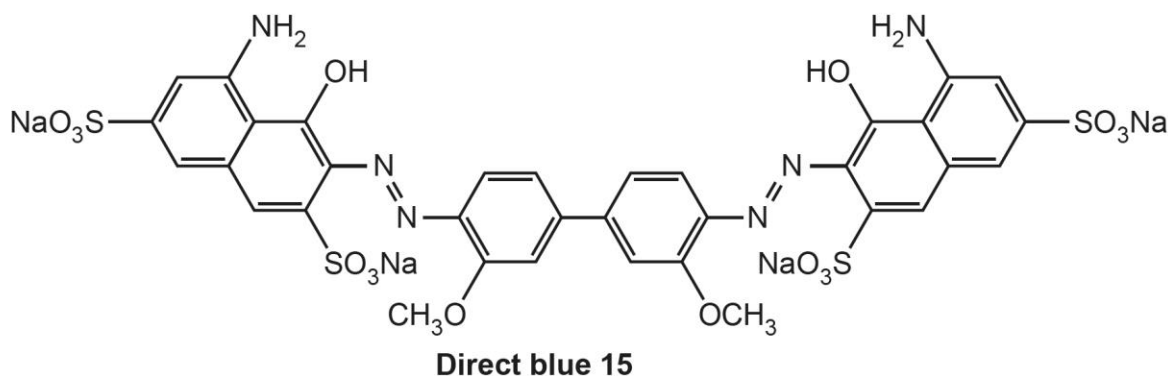
.....

..... [6]

This Level of Response question gave plenty of opportunity to score highly. Those that did well broke the answer down into sections where comparisons could be made, for example electrophilic substitution or addition depending on the correct structure.

Question 3 (d) (i)

(d) (i) The dye **direct blue 15** does not fade, whereas indigo does.



This dye is made by sulfonation.

Give the reagents and conditions used in the sulfonation of **benzene**, the name of the mechanism of the reaction and a property of **direct blue 15** that is caused by the sulfonation.

Reagents and conditions

.....

Name of mechanism

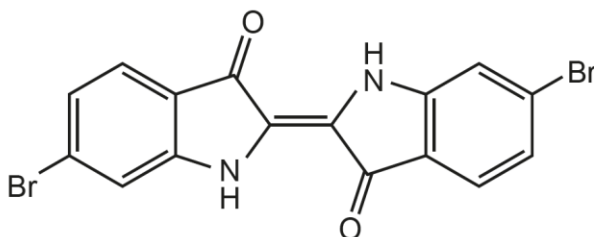
Property of **direct blue 15**

..... **[4]**

'Concentrated' was a common omission in candidate answers; the type of reaction seemed well understood, but the change to the structure and increased solubility not so well.

Question 3 (d) (ii)

- (ii) Dibromoindigo can be prepared synthetically by reacting indigo with bromine, using an iron catalyst.



Dibromoindigo

The reaction has the same type of mechanism as sulfonation.

Explain the role of the iron in forming Br^+ .

.....

.....

.....

..... [2]

This question received a mixed bag of answers. A significant minority of candidates were too generalised in their answer, although one 'catch all' mark was awarded for 'halogen carrier'.

Question 4 (a) (i)

4 This question refers to the **Practical Insert** that is provided as an insert to this paper.

- (a) (i) Explain why the results of **Experiment 1** show that the rate of reaction does **not** vary with the iodine concentration.

.....

.....

.....

..... [2]

This question was not answered well. The idea that the titre values were proportional to iodine concentration proved difficult to score, but some candidates were able to explain the constant gradient and its link to rate.

Question 4 (a) (ii)

- (ii) During **Experiment 1**, the students ensured the concentration of propanone remained virtually constant.

How did they do this?

.....
..... [1]

This question received a very mixed bag of answers but a significant minority did explain how this works.

Question 4 (b)

- (b) Suggest why the total volume is kept constant in **Experiment 2**.

.....
..... [1]

This question did not score well. A problem may have been the difficulty of explaining the reason (although many alternative ways were suggested in the mark scheme guidance).

Question 4 (c) (i)

(c) (i) An extended version of **Table 4.1** from the Insert is given below.

Use the data in this table to calculate the rates of reaction (in cm^3 of iodine solution decolourised per second) in **Run B** and **Run C**.

Give your answers to **2** significant figures and write your values in the appropriate blank boxes in the table.

Table 4.1

| | Run A | Run B | Run C |
|---|----------------------|--------------|--------------|
| Volume of $2.0 \text{ mol dm}^{-3} \text{ HCl} / \text{cm}^3$ | 20.0 | 10.0 | 20.0 |
| Volume of $2.0 \text{ mol dm}^{-3} \text{ propanone} / \text{cm}^3$ | 8.0 | 8.0 | 4.0 |
| Volume of water / cm^3 | 0 | 10.0 | 4.0 |
| Volume of $0.010 \text{ mol dm}^{-3} \text{ iodine} / \text{cm}^3$ | 4.0 | 4.0 | 4.0 |
| Total volume in flask / cm^3 | 32.0 | 32.0 | 32.0 |
| Time for colour to disappear | 115 | 234 | 240 |
| Rate of reaction of iodine / $\text{cm}^3 \text{ s}^{-1}$ | 0.035 | | |
| Rate of reaction of iodine / $\text{mol dm}^{-3} \text{ s}^{-1}$ | 1.1×10^{-5} | | |

[1]

Generally, this question scored well, though significant figures occasionally lost candidates the mark.

Question 4 (c) (ii)

(ii) The students do a text book search and find that the rate equation for the reaction is:

$$\text{Rate} = k [\text{propanone}][\text{H}^+]$$

Explain whether the results of **Experiment 1** and **Experiment 2** support this rate equation.

.....
.....
.....
.....
.....
.....
..... [3]

Although a complete range of marks were awarded for this question, many candidates missed out on all 3 marks by not using the data/runs in the insert, despite the stem of the question asking for the use of the results in any explanation.

Question 4 (d) (i)

(d) (i) Show why the rate of reaction of iodine in **Run A** is $1.1 \times 10^{-5} \text{ mol dm}^{-3} \text{ s}^{-1}$.

[1]

A minority of candidates scored this mark but many did not show how the figures provided gave that answer.

Question 4 (d) (ii)

- (ii) Using the data in **Table 4.1** for **Experiment 2 Run A**, calculate the initial concentrations of hydrochloric acid and propanone in the flask.

Use these values, along with the rate from **(d)(i)**, to calculate the value of the rate constant, k , with its units.

$[\text{HCl}] = \dots\dots\dots \text{mol dm}^{-3}$

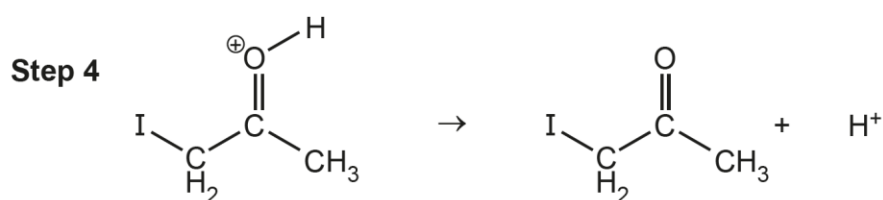
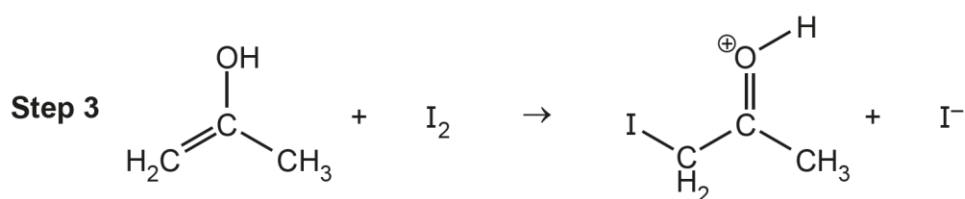
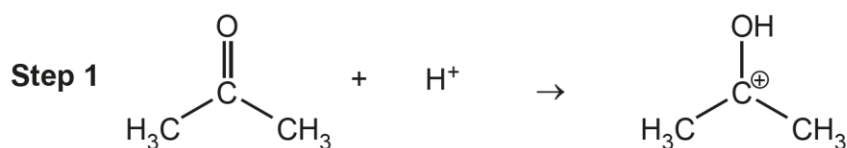
$[\text{propanone}] = \dots\dots\dots \text{mol dm}^{-3}$

$k = \dots\dots\dots \text{units} \dots\dots\dots$ [4]

Many candidates knew what to do here but didn't always start with the correct figures. Error carried forward marks gave many candidates 3 marks, but many scored 4/4. The units challenged some candidates.

Question 4 (e)

(e) A student proposes the reaction mechanism below for the iodination of propanone.



Assuming the rate equation below to be correct, identify and explain the **rate determining step** in the student's mechanism.

Explain why the reactant iodine does not feature in the rate equation.

$$\text{Rate} = k [\text{propanone}][\text{H}^+]$$

.....

.....

.....

.....

.....

.....

.....

.....

[4]

Many candidates did not explain the idea of a rate determining step and very few explained that iodine must be in a later fast step. A common score of 2 marks was given for this question (for the identification of the rate determining step and why it shows first order kinetics for propanone and the acid).

Exemplar 1

Iodine doesn't feature in the rate equation as it is not part of the rate determining step
 Step 1 is the rate determining step as it shows 1 molecule of propanone and 1 molecule of H^+ reacting together which corresponds to the rate equation ~~which~~^{as it} shows that the rate of reaction is first order with respect to the concentration of propanone and the concentration of H^+ . [4]

In this exemplar we see a commonly occurring error. Many candidates did not link the 4 marks available to the stem of the question and missed out an explanation of the rate determining step and why, in terms of the given mechanism, iodine was not involved in the rate equation. 2 marks, for step 1 being identified as the rate determining step and the order with respect to those reactants, were commonly scored.

Question 4 (f)

- (f) The students wear safety goggles and protective gloves when carrying out the experiments.

Using the information from the insert, suggest **one other** necessary health and safety measure.

.....
 [1]

This question scored well apart from a small minority of candidates being too generalised in their answer (for example, 'wear safety clothing'). Where a question asks for health and safety measures to be identified, it is good practice to identify those specific to the particular procedure, rather than general laboratory safety steps.

Copyright

Question 3 (d) (i), Direct blue 15 dye, © Wikipedia, upload.wikimedia.org. Reproduced under the terms of a Creative Commons CC0 License.

Question 3 (d) (ii), Image of Dibromoindigo, © Wikipedia, en.wikipedia.org. Text is available under the Creative Commons Attribution-ShareAlike License 3.0

Supporting you

Teach Cambridge

Make sure you visit our secure website [Teach Cambridge](#) to find the full range of resources and support for the subjects you teach. This includes secure materials such as set assignments and exemplars, online and on-demand training.

Don't have access? If your school or college teaches any OCR qualifications, please contact your exams officer. You can [forward them this link](#) to help get you started.

Reviews of marking

If any of your students' results are not as expected, you may wish to consider one of our post-results services. For full information about the options available visit the [OCR website](#).

Access to Scripts

For the June 2023 series, Exams Officers will be able to download copies of your candidates' completed papers or 'scripts' for all of our General Qualifications including Entry Level, GCSE and AS/A Level. Your centre can use these scripts to decide whether to request a review of marking and to support teaching and learning.

Our free, on-demand service, Access to Scripts is available via our single sign-on service, My Cambridge. Step-by-step instructions are on our [website](#).

Keep up-to-date

We send a monthly bulletin to tell you about important updates. You can also sign up for your subject specific updates. If you haven't already, [sign up here](#).

OCR Professional Development

Attend one of our popular CPD courses to hear directly from a senior assessor or drop in to a Q&A session. Most of our courses are delivered live via an online platform, so you can attend from any location.

Please find details for all our courses for your subject on **Teach Cambridge**. You'll also find links to our online courses on NEA marking and support.

Signed up for ExamBuilder?

ExamBuilder is the question builder platform for a range of our GCSE, A Level, Cambridge Nationals and Cambridge Technicals qualifications. [Find out more](#).

ExamBuilder is **free for all OCR centres** with an Interchange account and gives you unlimited users per centre. We need an [Interchange](#) username to validate the identity of your centre's first user account for ExamBuilder.

If you do not have an Interchange account please contact your centre administrator (usually the Exams Officer) to request a username, or nominate an existing Interchange user in your department.

Active Results

Review students' exam performance with our free online results analysis tool. It is available for all GCSEs, AS and A Levels and Cambridge Nationals.

[Find out more](#).

Need to get in touch?

If you ever have any questions about OCR qualifications or services (including administration, logistics and teaching) please feel free to get in touch with our customer support centre.

Call us on
01223 553998

Alternatively, you can email us on
support@ocr.org.uk

For more information visit

 **ocr.org.uk/qualifications/resource-finder**

 **ocr.org.uk**

 **facebook.com/ocrexams**

 **twitter.com/ocrexams**

 **instagram.com/ocrexaminations**

 **linkedin.com/company/ocr**

 **youtube.com/ocrexams**

We really value your feedback

Click to send us an autogenerated email about this resource. Add comments if you want to. Let us know how we can improve this resource or what else you need. Your email address will not be used or shared for any marketing purposes.



I like this



I dislike this



OCR is part of Cambridge University Press & Assessment, a department of the University of Cambridge.

For staff training purposes and as part of our quality assurance programme your call may be recorded or monitored. © OCR 2023 Oxford Cambridge and RSA Examinations is a Company Limited by Guarantee. Registered in England. Registered office The Triangle Building, Shaftesbury Road, Cambridge, CB2 8EA. Registered company number 3484466. OCR is an exempt charity.

OCR operates academic and vocational qualifications regulated by Ofqual, Qualifications Wales and CCEA as listed in their qualifications registers including A Levels, GCSEs, Cambridge Technicals and Cambridge Nationals.

OCR provides resources to help you deliver our qualifications. These resources do not represent any particular teaching method we expect you to use. We update our resources regularly and aim to make sure content is accurate but please check the OCR website so that you have the most up to date version. OCR cannot be held responsible for any errors or omissions in these resources.

Though we make every effort to check our resources, there may be contradictions between published support and the specification, so it is important that you always use information in the latest specification. We indicate any specification changes within the document itself, change the version number and provide a summary of the changes. If you do notice a discrepancy between the specification and a resource, please [contact us](#).

You can copy and distribute this resource freely if you keep the OCR logo and this small print intact and you acknowledge OCR as the originator of the resource.

OCR acknowledges the use of the following content: N/A

Whether you already offer OCR qualifications, are new to OCR or are thinking about switching, you can request more information using our [Expression of Interest form](#).

Please [get in touch](#) if you want to discuss the accessibility of resources we offer to support you in delivering our qualifications.