



**ACTIVE RESULTS**  
**User Guide**

Content	Page
1. What is Active Results and what is it used for?	3
2. What does it show me?	4
3. Which reports can I run?	5
4. Logging in to Active Results	6
5. Selecting a report	10
6. Specification reports	11
7. Unit/Component reports	13
8. Candidate reports	17
9. Centre overview reports	21
10. Saving, downloading & exporting reports	23

Content	Page
11. Centre Specification Summary	25
12. Cohort filtering	26
13. Filter options	28
14. Omit rates	29

# 1. What is Active Results and what is it used for?

Active Results is a free online results analysis service to help you review exam performance.

**GCSEs**

**A Levels**

**Cambridge Nationals\***

\* Examined units only

To find which reports are available for a specific subject, please use the [Find reports by qualification tool](#) or see [Qualifications available in Active Results](#).

For further information please refer to: [Administration Support and Tools](#)

It has been designed to help you easily analyse and interpret your candidates, departments and centre's results.

Pinpoint strengths and development areas of your students and teaching departments

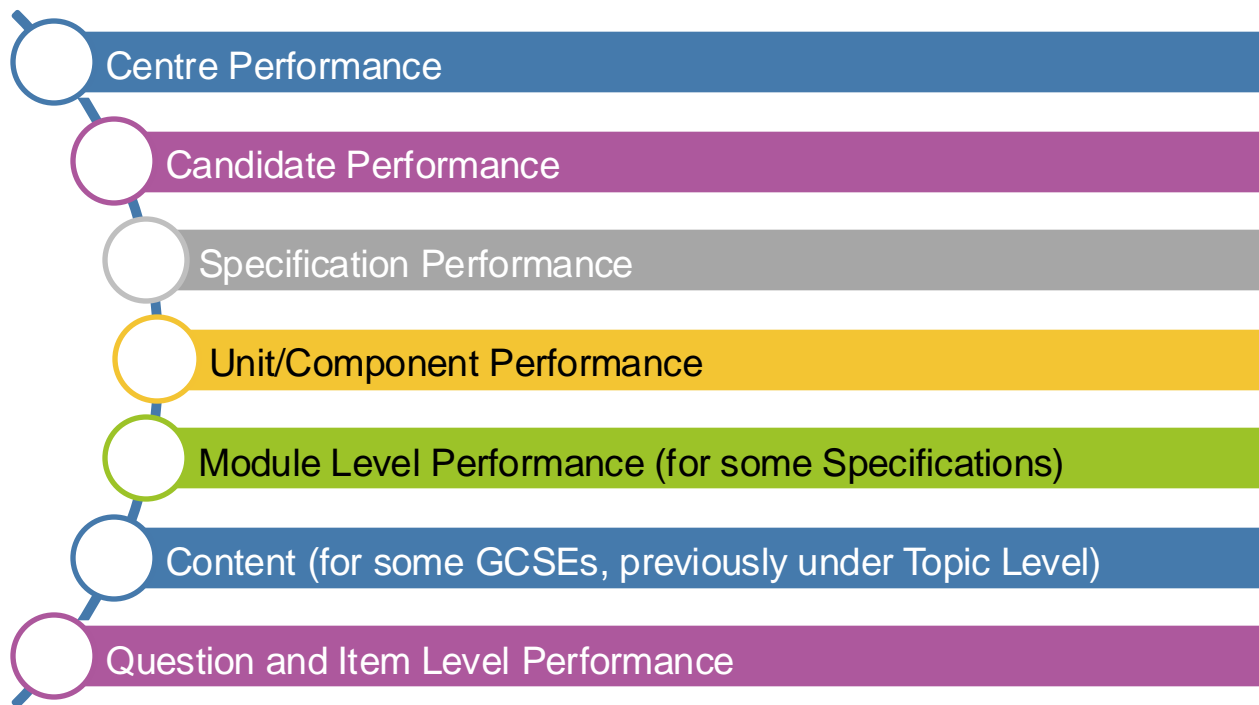
Review and run analysis on exam performance

Identify trends across 3 years for a comparative view

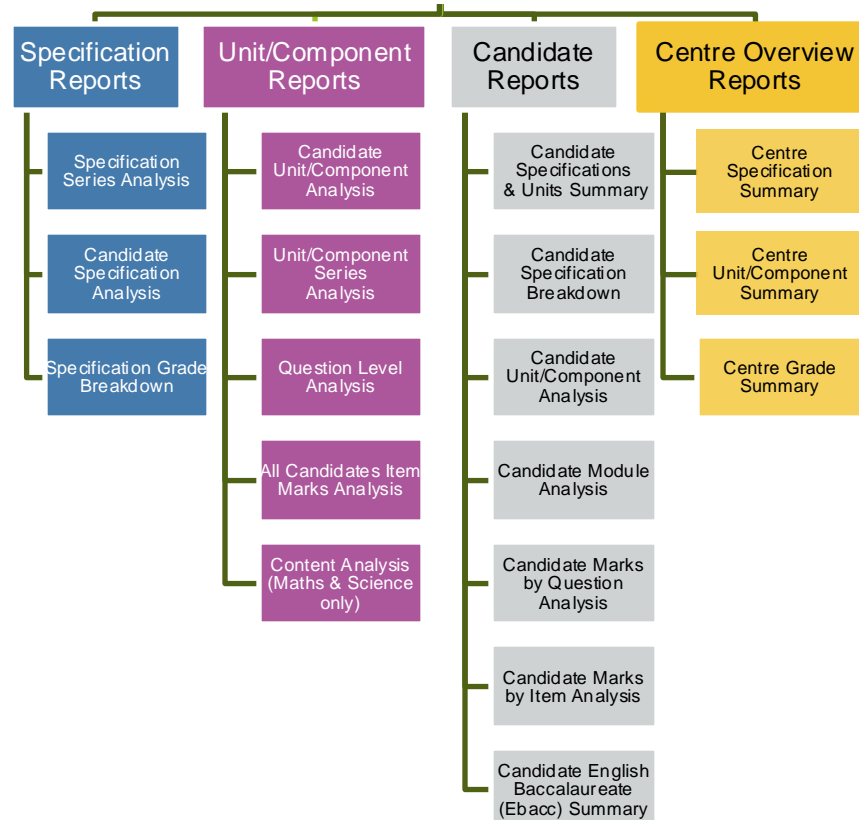
Compare your centre's results against OCR National Averages

## 2. What does Active Results show me?


Active Results features up to 18 different reports (depending on qualification), which allow you to analyse results based on:



# 3. Which reports can I run?



# 4. Logging in to Active Results



## We've changed the way you log in!

We've changed the way you log into Interchange. Now you need to:

### 1 Enter your My Cambridge login details

We've added Interchange to our single sign-on service, My Cambridge. If you already have an existing My Cambridge account, on the next page you'll be asked to enter your My Cambridge login details.

**Important!** If you **don't** have an existing My Cambridge account, we've created a My Cambridge account for all active Interchange users. Before continuing, you **must activate** this My Cambridge account – follow our [step-by-step instructions](#).

### 2 Enter your 2FA passcode

We've also introduced two-factor authentication (2FA). After you've entered your My Cambridge login details, you'll be asked to set up 2FA using an authenticator app – see our [step-by-step guide to setting up 2FA](#).

Then, each time you log in, you'll need to enter the passcode from your authenticator app.

### 3 Select your Interchange user details

You'll then need to select your Interchange centre number or ID and username from the dropdown boxes.

[Download Adobe Acrobat software](#) | [Use of cookies](#) | [Accessibility](#) | [Terms of use](#) | © 2000-2024 OCR | [fe80::a62.28e4.6390.d562%14 V1.2.54.17597]

You can go directly to the site using either of these links [Active Results Online](#) or [Interchange OCR](#)  
For help with two factor authentication please use the link [Setting up two-factor authentication](#)

# 4. Logging in to Active Results continued

Make sure you have enabled third party cookies in your browser settings

## Sign in with email

Email address

Password

Forgot password?

Sign in

Don't have an account yet?

Create new account

Enter your email address and password and click "Sign in".

## 2-Factor Authentication

Authenticator

Default

Please enter the code provided by your authenticator.

Continue

Go to the Authenticator app on your mobile phone, enter the code and click "Continue".

OCR interchange

You are logged in as: Log out

Welcome to Interchange

Choose your Centre

UserIdentifier


UserName

Submit

Download Adobe Acrobat software | Use of cookies | Accessibility | Terms of use | © 2000-2024 OCR | (060: a62.284.6390.d562%14 V1.2.54.17597)

Your User Identifier and Username will be populated. Click "Submit".

# 4. Logging in to Active Results continued



\*\*\* If you see these two screens again, Click “Continue” and then click “Submit”.

You are here: Home

### Welcome to Interchange

Please note: Interchange and associated services will be unavailable to all users from 7am until 8am on Wednesday 8 May. We apologise for any inconvenience. If you have any queries, please call the OCR Customer Support Centre on 01223 553998.

### Key dates

- 1–21 March – examined unit entry window is available for Cambridge Technicals
- 13 March – Cambridge Technicals results issued for January 2024 series
- 13/14 March – Cambridge Nationals and Extended Project results issued for January 2024 series

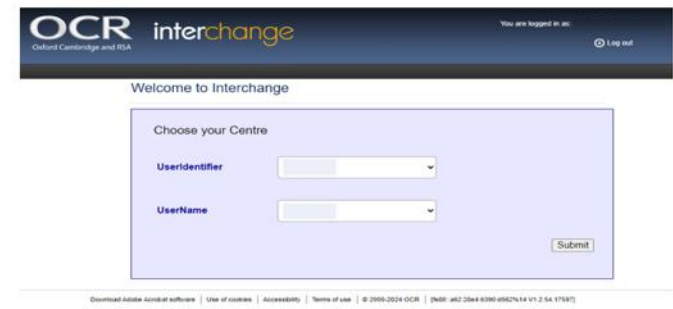
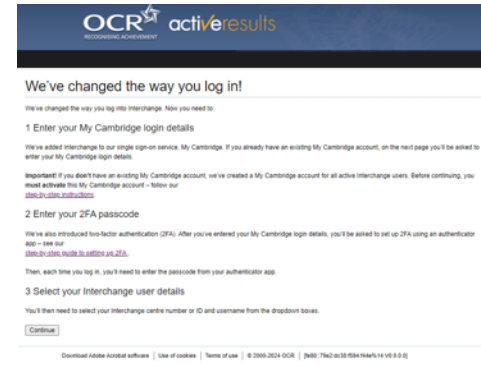
For a full list of key dates, please see our [website](#).

### Some of our resources and services have moved!

We are currently developing our 'single sign-on' service, [My Cambridge](#). This allows you to access a number of services provided by OCR and Cambridge University Press and Assessment using one set of login details. As part of the development, we're moving some of the resources and services from Interchange to new areas within My Cambridge.

The following resources are now available from our secure site, [Teach Cambridge](#):

By task	By qualification
→ Candidates	Entries
→ Entries	Submit estimated entries
→ Coursework and tests	Support material
→ e-Assessment	Additional specimen assessment materials
→ Certification claims	Results
→ Results	Reports on moderated work
→ Post results	Active Results
→ Centre information	Post results
→ Assessors	Missing and incomplete results
→ Search	Access to scripts
→ Resources and materials	Review of results
→ Admin	



Under the “By qualification” tab select “GCE, GCSE, Cambridge Nationals...”

Under the “Results” tab select “Active Results”.



# 4. Logging in to Active Results continued

This is the landing page, you are now logged in.

## Welcome to OCR Active Results

OCR's Active Results service provides teachers with access to in depth results data enabling more comprehensive analysis of both your centre and candidate results. It is intended that the service is intuitive and easy to use whilst also providing sufficient capabilities to allow you to view the data in ways that best meet your requirements.

Choose the qualifications and subjects you want to view by changing your preferences.

### Get started and view reports


> Specification reports

Two report types offering results analysis at a specification level



> Unit reports

Seven report types offering results analysis at a unit level



> Candidate search

Four report types offering results analysis focussed on individual candidates



### Latest info



> November 2023 series in Active Results  
03/01/2024

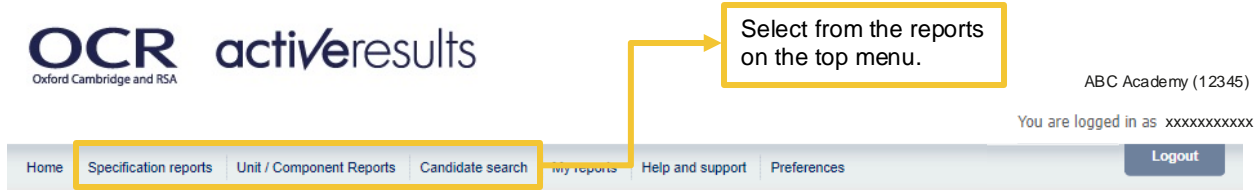
### Get an overview for your centre

Two report types offering a results overview for all applicable specifications and units for your centre

> View specification report for your centre

> View unit report for your centre

# 5. Selecting a report



## Welcome to OCR Active Results

OCR's Active Results service provides teachers with access to in depth results data enabling more comprehensive analysis of both your centre and candidate results. It is intended that the service is intuitive and easy to use whilst also providing sufficient capabilities to allow you to view the data in ways that best meet your requirements.

Choose the qualifications and subjects you want to view by changing your preferences.

### Latest info




> November 2023 series in Active Results  
03/01/2024

## Get started and view reports


### > Specification reports

Two report types offering results analysis at a specification level




### > Unit reports

Seven report types offering results analysis at a unit level



### > Candidate search

Four report types offering results analysis focussed on individual candidates



## Get an overview for your centre

Two report types offering a results overview for all applicable specifications and units for your centre

- > View specification report for your centre
- > View unit report for your centre

# 6. Specification reports

## Specification reports

To view candidate reports, select the report you need from the 'Select report type' dropdown list and click on 'View this report'.

See our document for [available qualifications for Active Results](#) for more information.

### Refine results by

Subject  Qualification  Series

Make sure that you have selected the correct series date.

Update results

6 reports for 'Preferred' 'Jun-23'

Code	Specification	Qualification	Option Code/Tier	Select report type	View report
J277	Computer Science	GCSE (9-1)	-	<input type="text" value="Specification Grade Breakdown"/>	<input type="button" value="View this report"/>
J411	History B (Schools History Project)	GCSE (9-1)	GB	<input type="text" value="Specification Grade Breakdown"/> <input type="text" value="Candidate Specification Analysis"/> <input type="text" value="Specification Series Analysis"/>	<input type="button" value="View this report"/>

The available reports will be displayed. Select your choice from the available dropdowns.

### Specification Reports

Specification Series Analysis

Candidate Specification Analysis

Specification Grade Breakdown

# 6. Specification reports continued

### Specification Grade Breakdown

Change report type to:  **View**

Current filters: 

- Compare to : National
- Specification : J277

**Set filters**

Save report as:  **Save to 'My reports'**

1 of 2 of 2 Select a format Export

**Specification Grade Breakdown**

Qualification: GCSE (9-1)      Specification: Computer Science

Series: Jun-23      Option Code/Tier: -

Grades breakdown	Number of candidates achieving grades	Centre proportion (All)	OCR national (All)
All Grades	23	-	-
9	0	0.0%	5.1%
8	0	0.0%	8.4%

Breakdown of a specification into grade ranges for a centre's cohort

### Specification Series Analysis

Change report type to:  **View**

Current filters: 

- Specification : J277

**Set filters**

Save report as:  **Save to 'My reports'**

1 of 2 of 2 Select a format Export

**Specification Series Analysis**

Specification code	Qualification	Specification	Option code / tier
J277	GCSE (9-1)	Computer Science	-

Exam series	Candidate achieving grades	Candidates with marks	Centre average mark	OCR national average mark	Maximum marks
Jun-23	23	23	49	76	160
Jun-22	27	27	70	85	160

**Marks report**     Percentage report

**Specification series comparison for J277 - GCSE (9-1) Computer Science (marks)**

Exam Series	Centre average mark	OCR national average mark	Maximum marks
Jun-22	70	85	160
Jun-23	49	76	160

Candidate performance over the last three examination series. Comparing centre average against OCR National Average

**SERIES COMPARISON**

### Candidate Specification Analysis

Change report type to:  **View**

Current filters: 

- Specification : J277

**Set filters**

Save report as:  **Save to 'My reports'**

1 of 1 of 1 Select a format Export

**Candidate Specification Analysis**

Qualification: GCSE (9-1)      Specification: Computer Science

Series: Jun-23      Candidates with marks: 23      Candidates with: 1, 2, 3, 4, 5, 6, 7, 8, 9, U

Option Code/Tier: -

UCI	Candidate number	Candidate name	UMS / mark	Grade
37	7A	37	87/160	5
37	3H	37	85/160	5
37	3W	33	81/160	5
37	8L	74	74/160	4

Overview of the grade obtained by each candidate for the specification. 'UMS' for legacy qualifications and 'Marks' for reformed qualifications

# 7. Unit/Component reports

## Unit / Component Reports

To view candidate reports, select the report you need from the 'Select report type' dropdown list and click on 'View this report'.

Make sure that you have selected the correct series date.

See our document for [available qualifications for Active Results](#) for more information.

### Refine results by

Subject: Preferred  
Qualification: Show All  
Series: Jun-23  
Option Code/Tier: Show All

Update results

### 20 reports for 'Preferred' 'Jun-23'

Code	Unit	Qualification	Option Code/Tier	Select report type	View report
J277/01	Computer Science Computer Systems - Written Paper	GCSE (9-1)	-	Question Level Analysis	View this report
J277/02	Computer Science Computational thinking, algorithms and programming - Written Paper	GCSE (9-1)	-	Question Level Analysis	View this report
		Chemistry B (Twenty First Century Science) Breadth in Chemistry (Higher Tier) - Written Paper	GCSE (9-1)	Higher	View this report
		Chemistry B (Twenty First Century Science) Depth in	GCSE (9-1)	Higher	View this report

When you click the dropdown, there will be four /five reports to choose from:  
"Question Level Analysis"  
"Candidate Unit/Component Analysis"  
"All Candidates Item Marks Analysis"  
"Unit/Component Series Analysis"  
"Content Analysis" – only available for Maths and Science at GCSE level.

### Unit/Component Reports

- Candidate Unit/Component Analysis
- Unit/Component Series Analysis
- Question Level Analysis
- All Candidates Item Marks Analysis
- Content Analysis (Maths & Science only)

# 7. Unit/Component reports continued

### Question Level Analysis

Change report type to: All Candidates Item Marks Analysis [View](#)

Current filters: Compare to: National [Set filters](#)

Save report as:  [Save to 'My reports'](#)

1 of 2 [Select a format](#) [Export](#)

Question Level Analysis [View paper](#)

Qualification: GCSE (9-1) Unit: J277/01 Computer Science Computer Systems - Written Paper

Series: Jun-23 Option Code/Tier: - Candidates with marks: 23

Question	Centre average mark	OCR national average mark	Maximum marks
1	8.4	7.8	11
2	4.0	5.5	13
3	8.1	10.6	17
4	3.1	3.9	7
5	7.2	9.0	21
6	3.7	4.1	8
7	1.1	1.2	3
All Questions	35.6	42.1	80

**COMPARISON TO OCR NATIONAL DATA**

Breakdown of a unit/component (paper) into individual questions showing average raw marks for the whole cohort

Green highlight: Centre Average is greater than OCR National Average  
Blue highlight: Centre Average is less than OCR National Average

**Marks Report** [Percentage Report](#)

Question level comparison for J277/01 Computer Science Computer Systems - Written Paper (marks)

Question	Centre average mark	OCR national average mark	Maximum marks
1	8.4	7.8	11
2	4.0	5.5	13
3	8.1	10.6	17
4	3.1	3.9	7
5	7.2	9.0	21
6	3.7	4.1	8
7	1.1	1.2	3

### Candidate Unit/Component Analysis

Change report type to: All Candidates Item Marks Analysis [View](#)

Current filters: Gender: All

Save report as:  [Save to 'My reports'](#)

1 of 2 [Select a format](#) [Export](#)

Candidate Unit/Component [View paper](#)

Qualification: GCSE (9-1) Unit: J277/01 Computer Science Computer Systems - Written Paper

Series: Jun-23 Option Code/Tier: - Candidates with marks: 23

Max marks: 80 Average marks: 36

UCI	Candidate number	Candidate name	UMS / mark	Marks	Maximum marks	Grade
371:	3C	AF MN	44/80	44	80	5
371:	8M	AH IM	26/80	26	80	2
371:	0M	AH AH	46/80	46	80	5
371:	9E	AM IR	37/80	37	80	4

Breakdown of a unit (paper) into its modules showing average raw marks for the whole cohort per module

# 7. Unit/Component reports continued

## All Candidates Item Marks Analysis

Change report type to : Candidate Unit/Component Analysis **View**

Current filters : None **Set filters**

Save report as:  **Save to 'My reports'**

1 of 2 **Export**

**All Candidates Item Marks Analysis**

**Qualification:** GCSE (9-1) **Unit:** J277/01 Computer Science Computer Systems - Written Paper

**Series:** Jun-23 **Option Code/Tier:** - **Candidates with marks:** 0

Computer Science

Item	1a	1b	1c	1d	1e	1f	2ai	2aii	2bi	2bii	2ci
Mark available	1	4	1	1	2	2	4	2	1	4	2
<b>Average marks</b>											
OCR National Average	0.7	3.0	0.7	0.6	1.2	1.5	1.9	0.4	0.2	1.8	1.1
Centre Average	0.6	3.4	0.6	0.7	1.6	1.7	1.1	0.1	0.6	1.4	1.1

Provides all candidate marks for a unit/component, down to individual part question

**COMPARISON TO OCR NATIONAL DATA**

## Unit/Component Series Analysis

Change report type to : All Candidates Item Marks Analysis **View**

Current filters : Gender : All, Grade : A\*,A,B,C **Set filters**

Save report as:  **Save to 'My reports'**

1 of 2 **Export**

**Unit/Component Series Analysis**

Unit code	Qualification	Unit	Option code / tier
J277/01	GCSE (9-1)	Computer Science Computer Systems - Written Paper	-

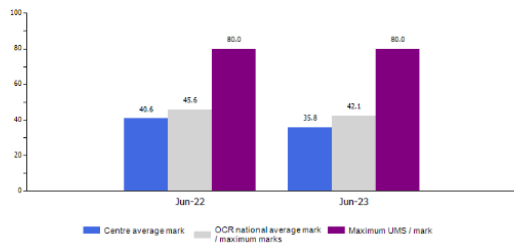
Exam series	Candidate achieving grades	Candidates with marks	Centre average mark	OCR national average mark	Maximum marks
Jun-23	23	23	35.8	42.1	80
Jun-22	27	22	40.6	45.6	80

**Green highlight** Centre average is greater than OCR National Average  
**Blue highlight** Centre average is less than OCR National Average

**Marks Report**  Percentage Report

## SERIES COMPARISON

Unit series comparison for J277/01 Computer Science Computer Systems - Written Paper (marks)



View candidate performance for a unit over several recent series, comparing your centre's average mark against the national average

# 7. Unit/Component reports continued

**REMINDER:**  
"Content Analysis" is only available for Maths and the group of Science subjects (eg: biology, chemistry) at GCSE level.

### Content Analysis

Please do not press the browser's back button

Change report type to : All Candidates Item Marks Analysis **View**

Current filters : Compare to : National **Set filters**

Save report as :  **Save to 'My reports'**

14 < 1 of 2 > | Select a format | Export

#### Content Analysis

[View Module Analysis](#)

**Qualification:** GCSE (9-1) **Unit:** J258/03 Chemistry B (Twenty First Century Science) Breadth in Chemistry (Higher Tier) - Written Paper

**Series:** Jun-23 **Option Code/Tier:** Higher **Candidates with marks:** 0

Topic	Centre average mark	OCR national average mark	Maximum marks
All Topics	55.4	44.6	90
C1 - Chemistry	14.6	11.7	24
C2 - Chemistry	10.2	8.8	13
C3 - Chemistry	8.8	6.6	15
C4 - Chemistry	1.3	1.6	7
C5 - Chemistry	13.8	10.8	17
C6 - Chemistry	6.7	5.1	14

**Marks Report** **Percentage Report**

Topic level comparison for unit J258/03 Chemistry B (Twenty First Century Science) Breadth in Chemistry (Higher Tier) - Written Paper (marks)

Topic	Centre average mark	OCR national average mark	Maximum marks
Chemistry	0.0	0.0	24.0
Chemistry	0.0	0.0	13.0
Chemistry	0.0	0.0	15.0
Chemistry	0.0	0.0	7.0
Chemistry	0.0	0.0	17.0
Chemistry	0.0	0.0	14.0

Legend: Centre average mark (blue), OCR national average mark (grey), Maximum marks (purple)

Provides a breakdown of a unit (paper) into topics/content, showing average raw marks for the whole cohort for a topic

**COMPARISON TO OCR NATIONAL DATA**



# 8. Candidate reports

## Candidate Reports

Candidate Specifications & Units Summary

Candidate Specification Breakdown

Candidate Unit/Component Analysis

Candidate Module Analysis

Candidate Marks by Question Analysis

Candidate Marks by Item Analysis

Candidate English Baccalaureate (Ebacc) Summary

Home Specification reports Unit / Component Reports **Candidate search** My reports Help and support Preferences

Home > Search for Candidates

## Candidate search

1 Search candidates 2 Select candidate 3 View available reports

**Search for**

Forename John	Candidate number	Series Jun-23	Subject Preferred
Surname Doe	UCT	Assessment name	Qualification Show All

**Search for candidates**

Make sure that you have selected the correct series date.

You can enter either the "Forename", "Surname", "Candidate number", "UCT" or "Assessment name". You can also select from the drop downs for "Subject" or "Qualification" and then click "Search for candidates".

Once the candidate is displayed, you can click "Select".

Candidate search

1 Search candidates 2 Select candidate 3 View available reports

1 results for 'Nour' and 'Kadri' and 'Jun-23' and 'Preferred'

Forename	Surname	UCT	Select candidate
N	K	10 30W	Select

Refine search

# 8. Candidate reports continued

### Candidate Specifications & Units Summary

Change report type to : Candidate English Baccalaureate (EBacc) Summary **View**

Current filters : Candidate : 101320177520W

Save report as:  **Save to 'My reports'**

1 of 1 | Select a format | Export

**Candidate Specification & Units Summary**

Candidate: KADRI:NOUR UCI: 101320177520W

Code	Specification / unit	Qualification	Series	Marks	Maximum marks	Grade
<b>Specification</b>						
HH09	Media Studies	GCE	Jun-23	132	200	A
<b>Unit</b>						
HH09/01	Media Studies Media messages - Written Paper	GCE	Jun-23	46	70	a
HH09/02	Media Studies Evolving media - Written Paper	GCE	Jun-23	40	70	b

Summary of all units and specifications that a candidate has entered with OCR

### Candidate Specification Breakdown

Change report type to : Candidate English Baccalaureate (EBacc) Summary **View**

Current filters : Candidate : 101320177520W

Save report as:  **Save to 'My reports'**

1 of 1 | Select a format | Export

**Candidate Specification Breakdown**

Qualification: Advanced GCE Specification: H409 Media Studies

Candidate: KADRI:NOUR UCI: 101320177520W Candidate number: 1064 Candidate grade: A

Specification / units	Series	Tier	Marks	Maximum marks	Grade
<a href="#">H409 Media Studies</a>	Jun-23		132	200	A
<a href="#">H409/01 Media Studies Media messages - Written Paper</a>	Jun-23	B	46	70	a

Breakdown of a specification into its constituent units/components for individual candidates

### Candidate English Baccalaureate (EBacc) Summary

Change report type to : Candidate Specifications & Units Summary **View**

Current filters : Candidate : 101320177520W **Set filter**

Save report as:  **Save to 'My reports'**

1 of 1 | Select a format | Export

**Candidate English Baccalaureate(EBacc) Summary**

Candidate: KADRI:NOUR UCI: 101320177520W

Code	Specification / unit	Qualification	Series	UMS / mark	Grade	Gradeometer
------	----------------------	---------------	--------	------------	-------	-------------

Page 1 of 1

This report, as with the candidate summary for all units/all specifications, provides details of achievements in Active Results for a selected candidate. The summary is however, filtered for those achievements which are eligible to count towards the new statutory performance measure – the English Baccalaureate

# 8. Candidate reports continued

### Candidate Marks by Item Analysis

Please do not press the browser's back button

Change report type to : All Candidates Item Marks Analysis View

Current filters : Candidate : 101320177520W Set filters

Save report as:  Save to "My reports"

1 of 2 Select a format Export

Candidate Marks by Item Analysis View question marks

Qualification: GCE Unit: H409/02 Media Studies Evolving media - Written Paper Series: Jun-23

Candidate: KADRI:NOUR UCI: 101320177520W Candidate number: 1064 Candidate result: a

Option Code/Tier: B

Item	Mark	Average mark (centre)	Average mark (national)	Marks available
1	9	7.4	8.2	15
2	11	5.8	6.8	15
2A01	5	5.1	4.9	10
2A02	8	9.9	9.9	20
4	7	5	4.3	10
<b>Total</b>	<b>40</b>	<b>33.2</b>	<b>34.1</b>	<b>70</b>

Page 1 of 2

**COMPARISON TO OCR NATIONAL DATA**

Breakdown of a unit/component (paper) into individual question items for a candidate

### Candidate Marks by Question Analysis

Please do not press the browser's back button

Change report type to : All Candidates Item Marks Analysis View

Current filters : Candidate : 101320177520W Set filters

Save report as:  Save to "My reports"

1 of 2 Select a format Export

Candidate Marks by Question Analysis View item marks

Qualification: GCE Unit: H409/01 Media Studies Media messages - Written Paper Series: Jun-23

Candidate: KADRI:NOUR UCI: 101320177520W Candidate number: 1064 Candidate result: a

Option Code/Tier: B

Question number	Candidate marks	Centre average mark	OCR national average mark	Maximum marks
1	6	5.8	5.1	10
2	10	5.1	7.1	15
3	7	4.0	4.3	10
4	4	4.0	3.8	10
5	6	5.0	5.0	10
6	13	6.2	7.3	15

Green highlight: Centre Average is greater than OCR National Average  
Blue highlight: Centre Average is less than OCR National Average

Marks  Variance

Candidate marks comparison by question (marks)

**COMPARISON TO OCR NATIONAL DATA**

Question	Candidate Marks	Centre Average	OCR National Average
1	6	5.8	5.1
2	10	5.1	7.1
3	7	4.0	4.3
4	4	4.0	3.8
5	6	5.0	5.0
6	13	6.2	7.3

Breakdown of a unit/component (paper) into individual questions for a candidate

# 8. Candidate reports continued

**Candidate Unit/Component Analysis**

Change report type to : All Candidates Item Marks Analysis [View](#)

Current filters : None [Set filters](#)

Save report as:  [Save to 'My reports'](#)

1 of 1 [Select a format](#) [Export](#)

**Candidate Unit/Component** [View order](#)

**Qualification:** GCE      **Unit:** H409/01 Media Studies Media messages - Written Paper  
**Series:** Jun-23      **Option Code/Tier:** B      **Candidates with marks:** 9  
**Max marks:** 70      **Average marks:** 36

UCI	Candidate number	Candidate name	UMS / mark	Marks	Maximum marks	Grade
1C	10	AF...	35/70	35	70	b
1C	11	BEL...	46/70	46	70	a
1C	14	BIL...	35/70	35	70	b
1C	17	IC...	36/70	36	70	b

Summary of results for a unit (paper) showing grade boundaries per candidate.

Currently there is no data displaying. This is only for English at GCSE level.

**Candidate Module Analysis**

Change report type to : All Candidates Item Marks Analysis [View](#)

Current filters : Gender : All

Save report as:  [Save to 'My reports'](#)

1 of 1 [Select a format](#) [Export](#)

**Candidate Module Analysis**

**Qualification:** GCSE (9-1)      **Unit:** J351/01 English Language Communicating information and ideas - Written Paper  
**Series:** Jun-23      **Option Code/Tier:** A      **Candidates:** 0

Breakdown of a unit (paper) showing each candidates' raw marks per module. The raw marks for the paper are divided into the modules covered by that paper giving the raw marks attributable to each module

# 9. Centre overview reports

**Centre Specification Summary**

Change report type to: Centre Grade Summary View

Current filters:

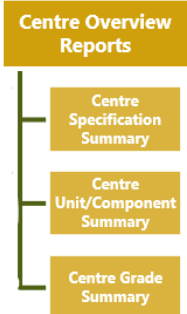
- Series : Jun-23
- Subject/Qualification : Preferred
- Grade : A\*,9-9,A\*,A\*\*A\*,9,\*\*2,A,8,D2,9-8,A\*A,8-8,AA,B,7,M2,C,6,P2,AB,8-7,BB,7-7,D1,D,5,E,BC,M1,7-6,4,6-6,CC,3,F,P1,6-5,G,CD,2,1,DD,5-5,DE,5-4,EE,4-4,4-3,EF,3-3,FF,FG,3-2,2-2,GG,2-1,1-1,U

Save report as:  Save to 'My reports'

1 of 1 Select a format Export

Code	Qualification	Specification	Option code/tier	Series	Candidates with marks	Centre average UMS / mark	National UMS / mark
H409	GCE	Media Studies	B	Jun-23	<u>9</u>	102.3/200	103.8/200
H410	GCE	Film Studies	B	Jun-23	<u>2</u>	204.5/300	180.4/300
H420	GCE	Biology A	A	Jun-23	<u>31</u>	98.7/270	122.5/270
H432	GCE	Chemistry A	A	Jun-23	<u>23</u>	95.8/270	149.1/270
H446	GCE	Computer Science	C	Jun-23	<u>1</u>	174.0/350	165.2/350
H446	GCE	Computer Science	A	Jun-23	<u>7</u>	201.4/350	186.2/350
H556	GCE	Physics A	A	Jun-23	<u>22</u>	138.3/270	143.1/270
H567	GCE	Psychology	-	Jun-23	<u>44</u>	165.5/300	157.0/300
J200	GCSE (9-1)	Media Studies	B	Jun-23	<u>12</u>	64.1/200	111.0/200
J257	GCSE (9-1)	Biology B (Twenty First Century Science)	Higher	Jun-23	<u>30</u>	116.4/180	96.9/180
J258	GCSE (9-1)	Chemistry B (Twenty First Century Science)	Higher	Jun-23	<u>30</u>	116.6/180	95.0/180
J259	GCSE (9-1)	Physics B (Twenty First Century Science)	Higher	Jun-23	<u>30</u>	117.0/180	89.5/180

Overview of all specifications for a centre



COMPARISON TO OCR NATIONAL DATA

# 9. Centre overview reports continued

**Centre Unit/Component Summary**

Change report type to: **Centre Grade Summary** [View](#)

Current filters:

- Series: Jun-23
- Subject/Qualification: Preferred
- Grade: A\*,9-9,A\*,A\*A\*,9,\*2,A,8,D,2,9-8,A\*A,8-8,AA,B,7,M2,C,6,P2,AB,8-7,BB,7-7,D,1,D,5,E,BC,M1,7-6,4,6-6,CC,3,FP1,6-5,G,CD,2,1,DD,5-5,DE,5-4,EE,4-4-3,EF,3-3,FF,FG,3-2,2-2,GG,2-1,1-1,U

[Set filters](#)

Save report as:  [Save to 'My reports'](#)

1 of 3 [Select a format](#) [Export](#)

**Centre Unit/Component Summary**

Unit code	Qualification	Unit	Series	Option code / tier	Candidates with marks	Centre average UMS / mark	National average UMS / mark
H409/01	GCE	Media Studies Media messages - Written Paper	Jun-23	B	9	35.9/70	32.7/70
H409/02	GCE	Media Studies Evolving media - Written Paper	Jun-23	B	9	33.2/70	33.7/70
H409/04	GCE	Media Studies Making media - Postal Moderation	Jun-23	B	9	33.2/60	38.2/60
H410/01	GCE	Film Studies Film History - Written Paper	Jun-23	B	2	62.0/105	59.8/105
H410/02	GCE	Film Studies Critical Approaches to Film - Written Paper	Jun-23	B	2	68.0/105	58.2/105
H410/04	GCE	Film Studies Making Short Film - Postal Moderation	Jun-23	B	2	74.5/90	64.1/90
H420/01	GCE	Biology A Biological processes - Written Paper	Jun-23	A	31	38.3/100	47.3/100

Overview of all units for a centre

**Centre Grade Summary**

Change report type to: **Centre Specification Summary** [View](#)

Current filters:

- Compare to: National
- Series: Jun-23
- Subject/Qualification: Preferred
- Grade: A\*,9-9,A\*,A\*A\*,9,\*2,A,8,D,2,9-8,A\*A,8-8,AA,B,7,M2,C,6,P2,AB,8-7,BB,7-7,D,1,D,5,E,BC,M1,7-6,4,6-6,CC,3,FP1,6-5,G,CD,2,1,DD,5-5,DE,5-4,EE,4-4-3,EF,3-3,FF,FG,3-2,2-2,GG,2-1,1-1,U

[Set filters](#)

Save report as:  [Save to 'My reports'](#)

1 of 1 [Select a format](#) [Export](#)

**Centre Grade Summary**

Grades with: 1-1,2-1,2-2,3-2,3-4,3-4,4-1,5-4,5-5,5-6,6-6,7-6,7-7,8-7,A\*A\*,8-8,9-8,9-9,AA,AB,BB,BC,CC,CD,DD,D

Code	Qualification	Specification	Candidate achieving grades	Candidates with marks	Centre proportion	OCR national proportion
H409	Advanced GCE	Media Studies	18	9	200%	202%
H410	Advanced GCE	Film Studies	4	2	200%	203%
H420	Advanced GCE	Biology A	66	31	213%	209%
H432	Advanced GCE	Chemistry A	50	23	217%	208%
H446	Advanced GCE	Computer Science	16	8	200%	211%
H556	Advanced GCE	Physics A	46	22	209%	210%
H567	Advanced GCE	Psychology	88	44	200%	206%
J200	GCSE (9-1)	Media Studies	18	12	150%	104%
J257	GCSE (9-1)	Biology B (Twenty-First Century Science)	30	30	100%	103%
J258	GCSE (9-1)	Chemistry B (Twenty-First Century Science)	30	30	100%	103%
J259	GCSE (9-1)	Physics B (Twenty-First Century Science)	30	30	100%	103%
J260	GCSE (9-1)	Combined Science B (Twenty-First Century Science)	159	147	108%	109%
J277	GCSE (9-1)	Computer Science	33	30	110%	109%
J817	CAM/NAT	Certificate in Creative Media	16	16	100%	121%

Overview of all specifications for a centre by grade range (the default being A\*-C), and for the last three available series for your centre

COMPARISON TO OCR NATIONAL DATA

# 10. Saving, downloading and exporting reports

Save report as:  Save to 'My reports'

1 of 2 Select a format Export

**Specification Grade Breakdown**

**Qualification:** Advanced GCE      **Specification:** Media Studies  
**Series:** Jun-23      **Option Code/Tier:** B

Name your report and click "Save to 'My reports'".

OCR activeresults

Home Specification reports Unit / Component Reports Candidate search **My reports** Help and support Preferences Admin Logout

Home > My Report

**My reports**

Below are the customized reports that you have saved using the 'My Reports' feature. From here you can directly load up these reports or remove them from the list.

Saved reports

Report	Saved on	View report	Remove
Test report	15/05/2024 09:47:47	<b>View this report</b>	

To access your saved report, click "My reports".

To view your saved report, click "View this report".

# 10. Saving, downloading and exporting reports continued activeresults

The screenshot shows the 'Question Level Analysis' interface. At the top, there is a dropdown menu for 'Change report type to:' set to 'All Candidates Item Marks Analysis' and a 'View' button. Below this is a 'Current filters:' section with 'Compare to: National' and a 'Set filters' button. A 'Save report as:' field is followed by a 'Save to 'My reports'' button. The main content area features a table with columns for 'Question', 'Centre mark', 'OCR national average mark', and 'Maximum marks'. A yellow box highlights the 'Export' button and a dropdown menu with options: 'Select a format', 'Word', 'Excel', 'PowerPoint', 'PDF', 'TIFF file', 'MHTML (web archive)', 'CSV (comma delimited)', 'XML file with report data', and 'Data Feed'. A yellow arrow points from the 'Export' button to a text box below. Another yellow arrow points from the dropdown menu to another text box below.

Question	Centre mark	OCR national average mark	Maximum marks
1	1	1.3	2
2	0.6	0.6	1

Select your report format

Click "Export" and a downloaded report will open in a new application



# 11. Centre Specification Summary

**OCR activeresults**  
Oxford Cambridge and RSA

Home | Specification reports | Unit / Component Reports | Candidate search | My reports | Help and support | Preferences

## Welcome to OCR Active Results

OCR's Active Results service provides teachers with access to in depth results data enabling more comprehensive analysis of both your centre and candidate results. It is intended that the service is intuitive and easy to use whilst also providing sufficient capabilities to allow you to view the data in ways that best meet your requirements.

Choose the qualifications and subjects you want to view by changing your preferences.

### Get started and view reports

- Specification reports**  
Two report types offering results analysis at a specification level
- Unit reports**  
Seven report types offering results analysis at a unit level
- Candidate search**  
Four report types offering results analysis focussed on individual candidates

**Get an overview for your centre**  
Two report types offering a results overview for all applicable specifications and units for your centre

[View specification report for your centre](#)

[View unit report for your centre](#)

To find a summary report for your Centre's specifications, select the 'View specification report for your centre' from the main landing page

Code	Qualification	Specification	Option code/tier	Series	Candidates with marks	Centre average UMS / mark	National UMS / mark
H009	GCE	Media Studies	B	Jun-19	20	45.3/100	44.3/100
H009	GCE	Media Studies	B	Jun-18	20	47.0/100	47.6/100
H010	GCE	Film Studies	B	Jun-18	4	73.8/150	74.9/150
H020	GCE	Biology A	-	Jun-19	25	67.9/140	61.8/140
H020	GCE	Biology A	-	Jun-18	42	57.9/140	59.1/140
H020	GCE	Biology A	-	Jun-17	31	63.8/140	67.1/140
H032	GCE	Chemistry A	-	Jun-19	27	80.4/140	72.9/140
H032	GCE	Chemistry A	-	Jun-18	36	66.5/140	69.7/140
H032	GCE	Chemistry A	-	Jun-17	36	55.9/140	68.5/140
H046	GCE	Computer Science	-	Jun-18	13	59.4/140	56.6/140
H046	GCE	Computer Science	-	Jun-17	9	59.0/140	59.5/140
H067	GCE	Film Studies	-	Jun-17	8	134.9/200	132.7/200
H140	GCE	Media Studies	-	Jun-17	14	130.6/200	127.2/200
H154	GCE	Physical Education	-	Jun-17	3	125.0/200	121.0/200
H156	GCE	Physics A	-	Jun-19	15	96.6/140	72.7/140
H156	GCE	Physics A	-	Jun-18	24	77.7/140	65.1/140
H156	GCE	Physics A	-	Jun-17	24	79.4/140	66.6/140
H167	GCE	Psychology	-	Jun-19	48	78.9/150	76.9/150
H167	GCE	Psychology	-	Jun-18	50	69.6/150	69.8/150
H167	GCE	Psychology	-	Jun-17	31	86.3/150	84.7/150
H172	GCE	Religious Studies	-	Jun-17	3	144.0/200	143.0/200

**Green highlight** Centre average is greater than OCR National Average  
**Blue highlight** Centre average is less than OCR National Average

Filters and sort features can be used to help locate data and make comparisons

# 12. Cohort filtering

Candidate Specification Analysis

Please do not press the browser's back button

Change report type to : Centre Grade Summary

Current filters : Specification : 1277

Select "Set filters" to open filter window

1

Current filters : Gender : All, Specification : H409, Grade : A,B,C

Cohort

Gender: Select all

Candidate Group: Show all

Report-specific

Specification / Unit: H409 Media Studies (Advanced GCE)

Grades: Select All, A\*, A, B, C, D, E, U

Select "Manage Groups"

2

Candidate group

Add new group

Group name: Test Group

Included	Name
<input checked="" type="checkbox"/>	AE
<input checked="" type="checkbox"/>	BF
<input type="checkbox"/>	BIC
<input checked="" type="checkbox"/>	IC
<input checked="" type="checkbox"/>	KAL
<input type="checkbox"/>	KAP
<input checked="" type="checkbox"/>	LL

Type in a "Group name"  
Select the candidates by ticking the boxes  
Click "Save group"

4

Candidate group

Test Group

Group name: Test Group

Included	Name
<input checked="" type="checkbox"/>	A
<input checked="" type="checkbox"/>	B
<input checked="" type="checkbox"/>	I
<input checked="" type="checkbox"/>	K
<input checked="" type="checkbox"/>	L

Your group will show up when you click "Select Group"  
To remove the group, click "Delete this group"

5

Candidate group

Select one...

Select one...  
Add new group

Select "Add new group" to create one and then select "Choose group"  
Select "Choose Group" for an existing group

3

# 12. Cohort filtering continued

Current filters : 

- Gender : All
- Specification : J277

Hide filters

---

**Cohort**

Gender  Candidate Group

**Report-specific**

Specification / Unit

Grades  Select All  9  8  7  6  5  4  3  2  1  U

Apply filters Reset filters

Select "Apply filters" to view the Group you have just created

# 13. Filter options

Within each report you can filter results to display only certain **candidates, specifications, units/components, modules, qualifications and items**. Specific filter options are outlined in each report page

Centre Specification Summary

Change report type to :

Current filters :

- Series : Jun-23
- Subject/Qualification : Preferred
- Grade : A\*,9-9,A\*,A\*A\*,9,\*2,A,8,D2,9-8,A\*A,8-8,AA,B,7,M2,C,6,P2,AB,8-7,BB,7-7,D1,D,5,E,BC,M1,7-6,4,6-6,CC,3,FP1,6-5,G,CD,2,1,DD,5-5,DE,5-4,EE,4-4,4-3,EF,3-3,FFFG,3-2,2-2,GG,2-1,1-1,U

Save report as:

Select "Set filters" to open filter window

Select your grades to filter reports by grade. Grade selection is only available in reports showing grade data.

Current filters :

- Series : Jun-23
- Subject/Qualification : Preferred
- Grade : A\*,9-9,A\*,A\*A\*,9,\*2,A,8,D2,9-8,A\*A,8-8,AA,B,7,M2,C,6,P2,AB,8-7,BB,7-7,D1,D,5,E,BC,M1,7-6,4,6-6,CC,3,FP1,6-5,G,CD,2,1,DD,5-5,DE,5-4,EE,4-4,4-3,EF,3-3,FFFG,3-2,2-2,GG,2-1,1-1,U

Report-specific

Series

Subject

Qualification

Grades

Advanced GCE / Advanced Sub. GCE

<input type="checkbox"/> Select All	<input type="checkbox"/> A*	<input type="checkbox"/> A*A*	<input type="checkbox"/> A	<input type="checkbox"/> A*A	<input type="checkbox"/> AA	<input type="checkbox"/> B	<input type="checkbox"/> C
<input type="checkbox"/> AB	<input type="checkbox"/> BB	<input type="checkbox"/> D	<input type="checkbox"/> E	<input type="checkbox"/> BC	<input type="checkbox"/> CC	<input type="checkbox"/> CD	<input type="checkbox"/> DD
<input type="checkbox"/> DE	<input type="checkbox"/> EE	<input type="checkbox"/> U					

GCSE (9-1)

<input type="checkbox"/> Select All	<input type="checkbox"/> 9-9	<input type="checkbox"/> 9	<input type="checkbox"/> 8	<input type="checkbox"/> 9-8	<input type="checkbox"/> 8-8	<input type="checkbox"/> 7	<input type="checkbox"/> 6
<input type="checkbox"/> 8-7	<input type="checkbox"/> 7-7	<input type="checkbox"/> 5	<input type="checkbox"/> 7-6	<input type="checkbox"/> 4	<input type="checkbox"/> 6-6	<input type="checkbox"/> 3	<input type="checkbox"/> 6-5
<input type="checkbox"/> 2	<input type="checkbox"/> 1	<input type="checkbox"/> 5-5	<input type="checkbox"/> 5-4	<input type="checkbox"/> 4-4	<input type="checkbox"/> 4-3	<input type="checkbox"/> 3-3	<input type="checkbox"/> 3-2
<input type="checkbox"/> 2-2	<input type="checkbox"/> 2-1	<input type="checkbox"/> 1-1	<input type="checkbox"/> U				

GCSE

<input type="checkbox"/> Select All	<input type="checkbox"/> A*	<input type="checkbox"/> A*A*	<input type="checkbox"/> A	<input type="checkbox"/> A*A	<input type="checkbox"/> AA	<input type="checkbox"/> B	<input type="checkbox"/> C
<input type="checkbox"/> AB	<input type="checkbox"/> BB	<input type="checkbox"/> D	<input type="checkbox"/> E	<input type="checkbox"/> BC	<input type="checkbox"/> CC	<input type="checkbox"/> F	<input type="checkbox"/> G
<input type="checkbox"/> CD	<input type="checkbox"/> DD	<input type="checkbox"/> DE	<input type="checkbox"/> EE	<input type="checkbox"/> EF	<input type="checkbox"/> FF	<input type="checkbox"/> FG	<input type="checkbox"/> GG
<input type="checkbox"/> U							

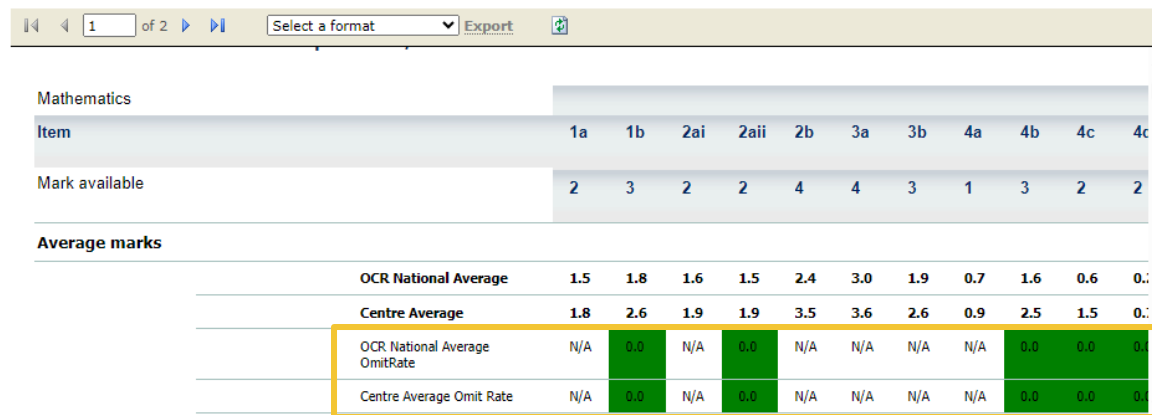
CAMNAT

<input type="checkbox"/> Select All	<input type="checkbox"/> *2	<input type="checkbox"/> D2	<input type="checkbox"/> M2	<input type="checkbox"/> P2	<input type="checkbox"/> D1	<input type="checkbox"/> M1	<input type="checkbox"/> P1
<input type="checkbox"/> U							

Compare performance from June 2019 to June 2023 where applicable. Excludes June 2020 (CAGs data) & June 2021 (TAGs data)

# 14. Omit rates

Omit rates are shown in the “**All Candidate Items Marks Analysis**” report, these are located below the OCR National marks and centre average marks.



Item	1a	1b	2ai	2aii	2b	3a	3b	4a	4b	4c	4c
Mark available	2	3	2	2	4	4	3	1	3	2	2
<b>Average marks</b>											
OCR National Average	1.5	1.8	1.6	1.5	2.4	3.0	1.9	0.7	1.6	0.6	0.7
Centre Average	1.8	2.6	1.9	1.9	3.5	3.6	2.6	0.9	2.5	1.5	0.7
OCR National Average OmitRate	N/A	0.0	N/A	0.0	N/A	N/A	N/A	N/A	0.0	0.0	0.0
Centre Average Omit Rate	N/A	0.0	N/A	0.0	N/A	N/A	N/A	N/A	0.0	0.0	0.0

Colour RAG: Omit rates closer to 0.0 will have a green colour indicating the rate of omission for a given item is low, whilst if the data is closer to 1.0, the data will be indicated in orange.

This insight helps you to understand the rate in which candidates & cohorts haven't attempted to answer items, highlighting where support could be needed.